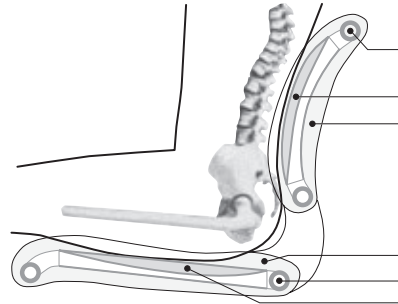




PRICE LIST
JANUARY 2016
(Updated OCTOBER 2016)

Every A.D.I. chair is manufactured using this highly ergonomic system developed by A.D.I. that frees the body from any contact with a rigid surface. Braided polyethylene straps stretched over a tubular steel frame ensure comfort, lightness and well being.



peripheral frame
braided polyethylene strap
foam
foam peripheral frame
braided polyethylene strap

conditions of sale

Prices

All prices shown are suggested retail prices, no taxes included, and are subject to change without notice.

These prices are guaranteed for 30 days from the date of quotation and are firm and final after acceptance of the order.

Terms of payment: net 30 days from date of invoice.

No cash or early payment discount.

Prices do not include installation.

Orders

All orders must be approved by A.D.I.

Our written acknowledgment binds the two parties. Customers are responsible for checking the information on the acknowledgment. Any subsequent change must be approved by A.D.I. and may result in additional charges.

All orders are subject to a minimum charge of \$50 list.

Cancellation

If an order is cancelled without consent, A.D.I. reserves the right to charge the customer for the portion of the order which has been completed at the date of cancellation, plus an amount equal to the profit lost on the remaining portion of the order.

Prices & Shipping

a) The prices are F.O.B. Distributor (landed) for all locations in continental U.S.A.

Soft Seating products (page 77-81) are F.O.B. factory. Parts orders are F.O.B. factory for all locations plus any shipping costs.

Delivery is made to the unloading dock and does not include unpacking or installation, and there are no inside deliveries unless approved by A.D.I.

b) Shipments will be handed over to the common carrier in good condition; A.D.I.'s liability ceases at this point. A.D.I. will choose the carrier unless the shipment is F.O.B. factory and the freight carrier is indicated on the order.

c) Damages or shortages should be claimed from the carrier within 7 days of reception. Damages or shortages must be noted directly on your copy of the delivery slip by the carrier.

d) No allowance is given for orders picked up at the factory.

Merchandise Returns

a) No merchandise may be returned without our written consent and our shipping instructions. If this procedure is not followed, the merchandise will not be accepted by the factory and will be reshipped collect without further notice.

b) Claims for factory defects must be made within 10 days. Merchandise must reach factory within 15 days of receipt of written authorization to return from A.D.I. If not, no credit will be issued.

Specifications

A.D.I. reserves the right to modify the specifications of products, materials, design or accessories without notice. A.D.I. also reserves the right to halt production of any product at any time.

The products, accessories, materials and finishes as described in the price lists shall prevail over the content of brochures or folders.

The dimensions given are for reference only and can vary depending on how the seat and backrest are adjusted, the compression of the foam and the type of fabric that is used.

Warranties

All products manufactured by A.D.I. carry a lifetime Warranty on the steel structure, suspension belts, base, mechanisms, casters and gas cylinder and a 5 year Warranty on carded fabrics (normal use).

This Warranty is applicable for normal usage of the product, one shift per day, in accordance with the specified testing weight used in the current ANSI/BIFMA standard, except if a different weight is expressly specified in the product specification sheet.

Everest and Marathon chairs are warranted for a period of 5 years on all parts. In the case of materials, knits, mesh and leathers whose suppliers cannot guarantee absolute color consistency, A.D.I. declines any responsibility for variations that might occur. Should A.D.I. products be modified and/or altered in any way, this warranty is null and void.

Wood shells on chairs are guaranteed against delaminating for a period of 5 years. There is no guaranty against scratches.

contact us

Orders may be faxed or e-mailed, no phone orders will be accepted. Should you need additional information, please contact our customer service department.

Info@adi-artdesign.com

ART DESIGN INTERNATIONAL 3450, 1st Street, St-Hubert (Quebec) Canada J3Y 8Y5
Tel.: (450) 926-1004 / (888) 926-1004 • Fax: (450) 926-0013 / (888) 407-6435

ADI SEATING LLC 1020 SW Taylor St. Suite 620 Portland, OR 97205
Tel.: (503) 224-0450 • Fax: (866) 245-6922

table of contents

conditions of sale | page 1

general information | page 4

fabric, vinyl, leather and C.O.M. programs | page 5

replacement cover program | page 6

arm options | page 7

mechanical functions | page 8

reflex – quick ship program | page 10

task/ergonomic | page 11

Equipped with multi-functional mechanisms and adjustable arms and backrests, these chairs are the perfect work companion.



viva | page 11



top | page 14



next | page 17



desire | page 20



flex | page 24



sensaflex | page 28



art deco | page 32



lynx | page 35



bravo | page 38



tact | page 40



Wave | page 44



malla | page 46



voilà | page 48

intensive use | page 52

A perfect fit chair for larger workers and a high performance chair for multi-shift 24/7 use.



everest (big and tall) | page 52



marathon (24/7) | page 53

executive/conference | page 54

Comfort, prestige and design, this is what the A.D.I. executive collections have to offer.



ovation | page 54



scorpio | page 55



magnum | page 56

stacking/guest | page 58

For the cafeteria, study hall, training room or any space where you need high mobility seating.



penta | page 58



sense | page 60



arriva | page 62



clover-camelia | page 64



golf | page 65



onza | page 66



miniflex | page 67



cat | page 68



ocelot | page 69



zest | page 70



finesse | page 71



sit stand



doctorstool



laboratory stool | page 72

lounge/hospitality | page 73

Bring comfort and design to the waiting room or reception area.



Beam Seating | page 73



ergo-medic | page 76

general information

Gas cylinders

Mechanisms installed by A.D.I. use 4 types of cylinders, each with a different stroke adjustment: 80, 100, 120 and 140mm. Each mechanism has a different thickness, is installed with its own base size and therefore comes with a suitable cylinder.

When the chair is equipped with a seat slider a different cylinder may be installed. Chairs with the F mechanism come with 100mm cylinders when equipped with a seat slider, except for the Top chairs which are always equipped with 120 mm cylinders. Designer stools have their own gas cylinders, with a stroke adjustment of 8" (200 mm) or 10" (250 mm).

The chart below shows the seat height adjustments according to the mechanism installed. When a seat slider is installed, add 1" to the low and high measures.

A gas cylinder with a stroke other than the standard one specified for a mechanism can be supplied. Please refer to the price page and clearly indicate the non-standard specific cylinder option after the model number.

Colors, finishes and special requests

All A.D.I. seating have a standard black finish on the base, plastic and metal parts. Please refer to the price list of each series for the standard colors and finishes for other components and optional finishes for all components. A.D.I. will study special requests. Please contact customer service.

ANSI/BIFMA and California 117 standards

All A.D.I. task chairs meet the new ANSI/BIFMA x5.1-2002 standards. Foam and fabrics on all seating meet California 117 for flammability.

All task chairs meet ANSI/BIFMA x7.1 standard for formaldehyde and TVOC emissions and are Greenguard certified.

California 133 compliance

A.D.I. Seating can be made to comply to California 133 standard. To order, please specify **133** in the chair code on your order, and add:

Stacking Chairs:	\$110 List
Task Chairs:	\$130 List
Mesh back Task Chair :	\$60 List
Executive Chairs:	\$150 List

Executive and Task chairs can only be ordered with the following optional compliant arms:

- 13** Width/Height adjustable upholstered in black vinyl on P01 Pads: \$195 List
- 26** Fixed Arms Urethane Armrest: \$185 List
- 94** Fixed upholstered arms in black vinyl on P01 Pads: \$165 List

Stacking chairs can only be ordered with 52 Arms (see pp 54-56)

All ADI carded fabric that meet CAL 117 combined with the A.D.I. installed fire liner, may be specified to meet CAL 133 standard.

ESD Seating

All Task and Executive chairs can be made ESD compliant. Static charge build-up is dissipated through ESD fabric and the unique ADI all steel frame, aluminum base, 5 ESD casters and a drag chain attached to the cylinder. ESD fabrics contain 1% conductive Carbon Fiber. Please call customer service to get sample cards.

To order, please specify **ESD** in the chair code and add \$190 to the Grade F List Price.

Chairs can only be ordered with the following optional compliant arms:

- 13** Width/Height adjustable upholstered in black vinyl on P01 Pads: \$195 List
- 94** Fixed upholstered arms in black vinyl on P01 Pads: \$165 List

Seat height adjustment in inches

■ Standard Cylinder
 ■ With seat slider, if different

	Mechanism	B ⁽¹⁾	E	K	F	P	S	T & Z	Y
80 mm	Low	18	14 ½	17 ½	16	17 ½	15	15	17
	High	21	17 ½	20 ½	19	20 ½	18	18	20
100 mm	Low	18 ¾	15 ½	18 ½	16 ¾	18 ½	16	16	18
	High	22 ¾	19 ½	22 ½	20 ¾	22 ½	20	20	22
120 mm	Low	19 ¾	16 ½	19 ½	17 ¾	19 ½	17	17	19 ½
	High	24 ¾	21 ½	24 ½	22 ¾	24 ½	22	22	24
140 mm	Low	N/A	17	20	18 ¼	20	17 ½	17 ½	20
	High	N/A	22 ¾	25 ¾	24	25 ¾	23 ¼	23 ¼	25 ¼
200 mm	Low	N/A	20	N/A	N/A	N/A	20 ½	N/A	N/A
	High	N/A	28	N/A	N/A	N/A	28 ½	N/A	N/A
250 mm	Low	N/A	23 ¾	N/A	N/A	N/A	24 ¼	N/A	N/A
	High	N/A	33 ¾	N/A	N/A	N/A	34 ¼	N/A	N/A

*With seat slider, add 1" to the low and high measures
 *For NX and LX models, add 1" to the low and high measures
 *All measurements are ± ¼"
 (1) Task and Executive chairs only. For Everest and Marathon, see Specifications on pages 52 & 53

programs

Regular fabric program

Please refer to the sample cards in the A.D.I. binder for the fabrics offered in the regular program. Each fabric is graded (letter **A, B, C...**) with corresponding price in the price book.

Vinyl

Vinyl covers may be ordered for all ADI seating. ADI uses Naugahyde Spirit II® vinyl for single stitch covers (grade C) and double stitched covers (grade E). Single stitch covers are suitable for stacking chairs. Double stitched covers provide better tailoring and are recommended for all other chairs.

Customer's Own Material Orders

C.O.M. orders must be written clearly and state the color and source of material. The quantity of material required for each model is shown in the price list for a 54"-wide piece of non-directional fabric (1,4 m). For all C.O.M. fabric, a 12" x 12" (305 x 305 mm) sample must be sent to A.D.I. for examination, acceptance and calculation of the quantity required for repeated pattern materials. (The distance of repetition of the pattern must be indicated lengthwise and widthwise).

The material must be clearly identified and be shipped prepaid, to **A.D.I.** (see location on page 1)

The order will be scheduled for production upon receipt. A.D.I. reserves the right to refuse any fabric that has not been approved beforehand.

The material provided must be in one piece, or a full hide in the case of leather. Use soft, pliable leather. Leather that is too stiff may be refused. Use Grade E prices for Customer Own Leather.

A.D.I. declines any responsibility for the quality and durability of any material that is not part of its carded program, whether the material is supplied by the customer or by A.D.I. (on specification by the customer). In all cases the delivery date will not be set until A.D.I. has received the material.

Fabric ordering Service

A.D.I. offers its customers the possibility of ordering a fabric, sold by an A.D.I. approved supplier, but that is not in the regular program. Please check the 'Graded Fabric Program' on the web site for approved fabrics on A.D.I. products.

If not, the fabric must be sent beforehand to A.D.I. for approval, in the same manner as explained for C.O.M. fabric (see C.O.M. Orders).

Fabrics ordered separately

A.D.I. offers to sell its customers regular and complementary fabrics at the following list prices:

Grade A: \$42/yd
Grade B: \$48/yd
Grade C: \$60/yd
Grade D: \$73/yd
Grade E: \$94/yd
Grade F: \$123/yd
Grade G: \$163/yd
Leather: \$12/sf

Prices are F.O.B. factory and are subject to the \$50.00 minimum charge.

replacement covers

Covers on most A.D.I. models can be replaced in the field or at the factory. When carried out in the field, we recommend that the replacement be done by an experienced service person. Prices are List, F.O.B. factory, and are for covers only.

Grade:	C.O.M. fabric							Leather
	A	B	C	D	E	F	G	
Viva, Top, Desire, Flex, Sensaflex, Art Deco, Marathon, Ovation								
Low Back	50	59	74	89	109	141	186	296
High Back	58	70	88	105	130	168	221	344
Director Back	91	106	128	150	180	228	294	428
Exec Back	100	116	139	163	195	246	317	476
Seat	66	79	99	119	146	189	250	388
Next								
Low Back	53	62	77	92	112	144	189	298
High Back	67	79	96	114	138	177	230	351
Exec Back	106	120	142	165	195	242	309	439
Seat	74	87	108	128	155	198	258	395
Lynx								
Low Back	64	74	89	104	124	156	201	307
High Back	79	90	108	126	150	188	242	360
Exec Back	117	132	154	176	206	254	320	448
Seat	86	99	119	139	167	210	270	404
Malla, Tact, Voilà, Bravo, Wave (Seat)								
Wave (Back)	87	100	120	141	168	212	273	408
	91	106	128	150	180	228	294	428
Everest								
Back	115	132	158	184	219	274	351	465
Seat	120	138	164	191	228	285	365	484
Scorpio								
Low Back (Back and seat)	117	140	175	210	258	333	438	782
Exec Back (Back and seat)	146	175	221	266	327	424	560	921
Magnum								
Low Back (Back and seat)	190	223	274	325	395	504	657	972
High Back (Back and seat)	202	237	291	345	419	534	696	1004
Director Back (Back and seat)	320	358	416	475	554	679	854	1202
Miniflex, Onza								
Back Regular	52	62	77	92	113	146	192	
Handling Grip back	59	69	85	100	121	154	200	
Seat	52	62	77	92	113	146	192	
Cat, Ocelot								
Back (Cat Only)	50	60	74	89	108	139	182	
Seat	61	73	91	108	132	170	223	
Zest (Seat)								
Zest (upholstered back)	70	83	103	123	151	194	254	391
	79	92	113	133	160	203	261	400
Finesse								
Seat	66	79	99	119	146	189	250	388
Back	91	106	128	150	180	228	294	428

arm options (When ordered with armchair)

Adjustable Arms



01
Width/Height Adjustable,
Standard Pad: \$120



01S
Width/Height Adjustable,
Standard Pad: \$120



02
Width/Height Adjustable,
Contoured Pad: \$140




03
Width/Height Adjustable,
Gel Pad: \$175




04
Width/Height Adjustable,
Gel Pad: \$175




05
Width/Height Adjust. Swing Arm,
Contoured Gel Pad: \$285




06 30°
Pivoting Width/Height Adjustable,
Standard Pad: \$180



07 30°
Pivoting Width/Height Adjustable,
Contoured Pad: \$220




08 30°
Pivoting Width/Height Adjustable,
Gel Pad: \$230



09 30°
Pivoting Width/Height Adjust.,
Contoured Gel Pad: \$230



16
Folding Arm Width/Height
Adjustable, Standard Pad: \$170



17
Folding Arm Width/Height
Adjustable, Contoured Pad: \$190




18
Folding Arm Width/Height
Adjustable, Gel Pad: \$220



96
Multi-Fonction,
Urethane Pad: \$175



96G
Multi-Fonction,
Gel Pad: \$190



SPAC1
Adjustable Arm Lowering
Block (1"): \$22 (pair)

Arm Pads



P01
Standad Pad, Each: \$25



P02
Contoured Pad, Each: \$38



P03
Gel Pad, Each: \$48



P04
Gel Pad, Each: \$58

Fixed Arms

Upholstered Arms: Fabric is Same as Chair



26
Fixed Arms,
Urethane Armrest: \$185




27
Fixed Arms,
Urethane Armrest: \$125



28
Fixed Black Tubular Arms,
Urethane Armrest: \$120,
chromed **28C**: 170



29
Fixed Black Aluminum Arms,
Urethane Armrests Sandex: \$180,
Polished Aluminum **29P**: \$180



30
Fixed Arms,
Urethane Armrest: \$115



40
Fixed Arms,
PVC Armrest: \$115



46
Fixed Closed Arms,
Urethane Armrest: \$110



47
Fixed Arms,
Urethane Armrest: \$115



47A
Fixed Closed Arms,
Urethane Armrest: \$135



60
Fixed Aluminum Arm: \$145



66
Fixed Black Arms,
PVC Armrest: \$55

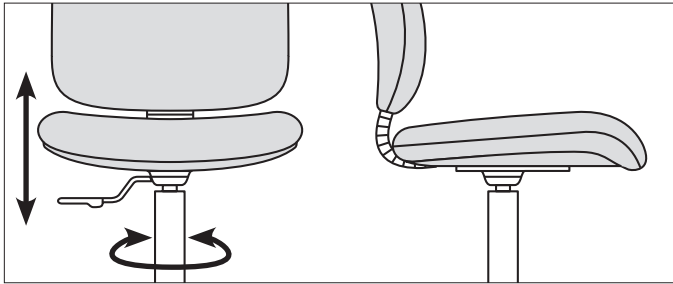


70
Fixed Arms,
Urethane Armrest: \$115



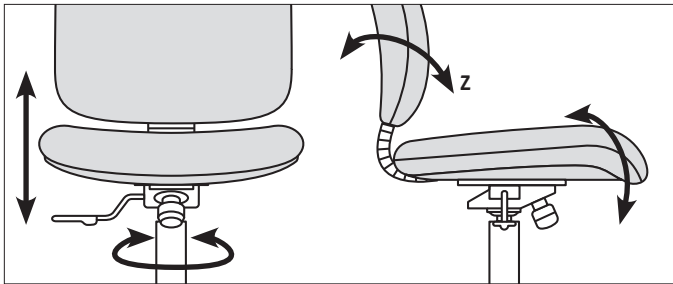
91
Fixed T Arms, Standard Pad: \$70

mechanical functions



S – Swivel

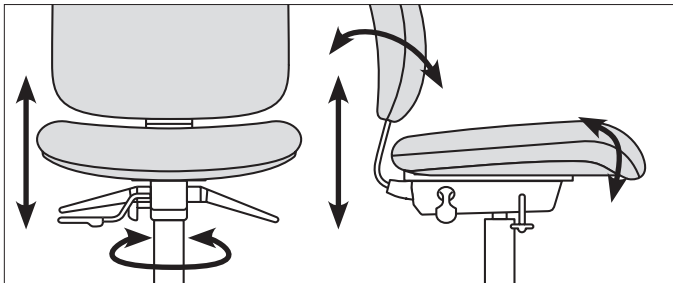
- swivels 360°
- gas lift seat height
- fixed backrest



T – Swivel-Tilt

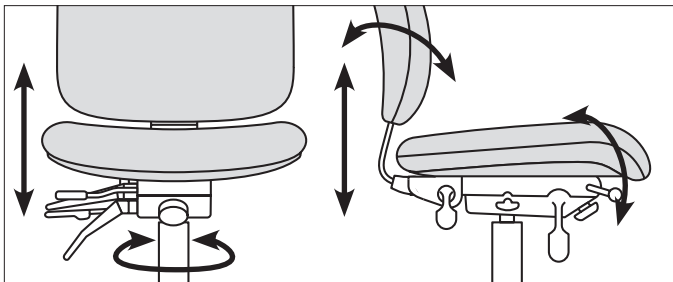
Z – Synchro-tilt 2 to 1

- swivels 360°
- 0° tilt lock
- gas lift seat height
- T - free rear tilt, center pivot: 16°
- Z - free rear synchronized tilt, backrest-seat 2 for 1: 16° total
- fixed backrest



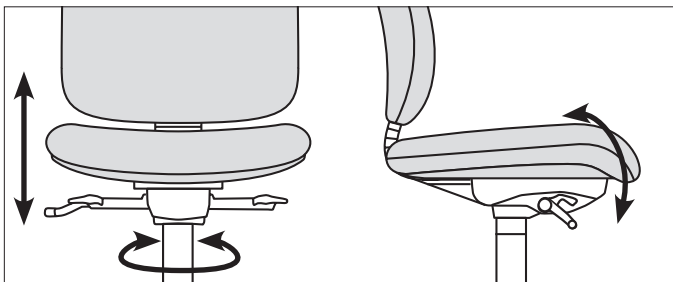
E – Ergo 3 Paddles Independent, shown here with the Ratchet Back Option

- swivels 360°
- gas lift seat height
- locking seat tilt adjustment: front 7°; rear 5°
- backrest tilt angle adjustment: 19° total front to rear
- backrest height adjustment: 3¼" (95 mm)



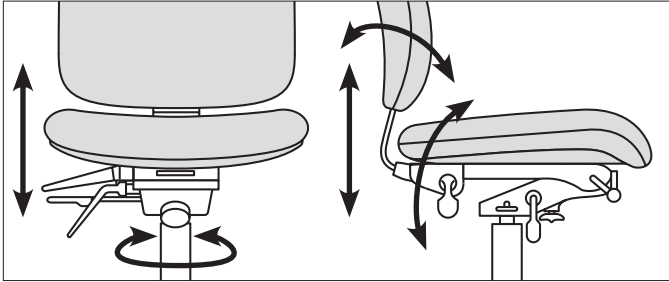
F – Multi-Function, Center-Tilt, shown here with the Ratchet Back Option

- swivels 360°
- gas lift seat height
- free front and rear tilt, center pivot: front 6°; rear 20°
- all position seat tilt lock and 0° stop
- backrest tilt angle adjustment: 19° total front to rear
- backrest height adjustment: 3¼" (95 mm), N/A on Voilà, Tact, Bravo, Wave and Malla Chairs



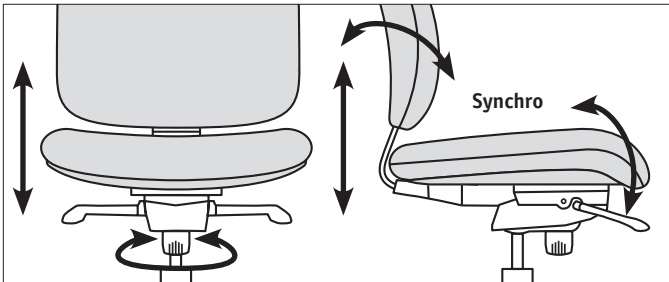
K – Knee-Tilt

- swivels 360°
- gas lift seat height
- free rear knee-tilt, front pivot: 16°
- 6 position seat tilt lock
- fixed backrest



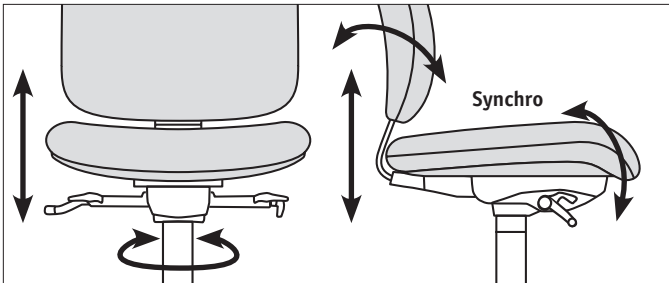
P – Multi-Function, Knee-Tilt, shown here with the Ratchet Back Option

- swivels 360°
- gas lift seat height
- free rear and front knee-tilt, rear: 19°, front: 6°
- all position seat tilt lock and 0° stop
- backrest tilt angle adjustment: 19° total front to rear
- backrest height adjustment: 3¾" (95 mm), N/A on Voilà, Tact, Bravo, Wave and Malla Chairs



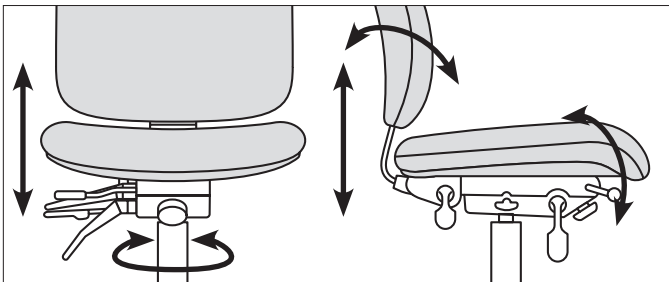
X – Synchro-Tilt 2 to 1

- swivels 360°
- gas lift seat height
- free rear synchronized tilt, backrest/seat 2 to 1: backrest 4° forward, 19° backward; seat, 5° forward, 9° backward
- 4 position seat tilt lock and 0° stop
- X-SS: same with seat slider



Y – Synchro-Tilt 2 to 1, Ratchet Back

- swivels 360°
- gas lift seat height
- free rear synchronized tilt, backrest-seat 2 for 1: backrest 6° forward, 20° backward; seat 5° forward, 9° backward
- 5 position seat tilt lock and 0° stop
- ratchet backrest height adjustment: 3¾" (95 mm), N/A on Voilà, Tact, Bravo, Wave and Malla Chairs



B – Heavy Duty Multi-Function, Center-Tilt Ratchet Back

- swivels 360°
- gas lift seat height
- free front and rear tilt, center pivot: front 6°; rear 20°
- all position seat tilt lock and 0° stop
- backrest tilt angle adjustment: 19° total front to rear
- backrest height adjustment: 3¾" (95 mm), N/A on Voilà, Tact, Bravo, Wave and Malla Chairs

reflex - quick ship program

ADI's Reflex is a 72 hour quick ship program of up to 20 chairs selected from the task/ergonomic and stacking series, in a variety of 30 fabric colors from 6 different patterns. To order, add 'Reflex' in front of the product code. Please refer to the product page for prices. See our Reflex fabric card for available pattern and colors.

Series	Model no.	Description	Page
Viva	VI-L, VI-H	Low and High back	11
	VI-D	Director back	12
	VI-L-2, VI-H-2	Cantilever Base	13
Top	TP-L, TP-H	Low and High back	14
	TP-D	Director back	15
	TP-L-2, TP-H-2	Cantilever Base	16
Next	NX-L, NX-H	Low and High back	17
	NX-E	Executive Back	18
	NX-L-2, NX-H-2	Cantilever Base	19
Desire	DR-L, DR-H	Low and High back	20
	DR-D, DR-E	Director and Exec back	21
	DR-L-2, DR-H-2	Cantilever Base	23
Flex	FX-L, FX-H	Low and High back	24
	FX-D, FX-E	Director and Exec back	25
	FX-L-2, FX-H-2	Cantilever Base	27
Sensaflex	SA-L, SA-H	Low and High back	28
	SA-D, SA-E	Director and Exec back	29
	SA-L-2, SA-H-2	Cantilever Base	31
Art Deco	AD-L, AD-H	Low and High back	32
	AD-D	Director back	33
	AD-L-2, AD-H-2	Cantilever Base	34
Lynx	LX-L, LX-H	Low and High back	35
	LX-E	Executive Back	36
	LX-L-2	Cantilever Base	37

Series	Model no.	Description	Page
Bravo	BR-H	High back	38
	BR-H-2	Cantilever Base	39
Tact	TA-L, TA-H	Low and High back	40
	TA-D	Director back	41
	TA-L-2, TA-H-2	Cantilever Base	42
Wave	WE-H	High back	44
	WE-H-2	Cantilever Base	45
Malla	ML-H	High back	46
	ML-H-2	Cantilever Base	47
Voilà	VO-L, VO-H	Low and High back	48
	VO-E	Executive Back	49
	VO-L-2, VO-H-2	Cantilever Base	50
Ovation	OV-H, OV-D	High back and Director back	54
Penta	PN-4	4 leg base	58
Sense	SE-2, SE-4	Sled and 4 leg base	60
Arriva	AV-4	4 leg base	62
Onza	OZ-4	4 leg base	66
Miniflex	MX-2, MX-4	Sled and 4 leg base	67
Cat	CA-2, CA-4	Sled and 4 leg base	68
Ocelot	OC-4	4 leg base	69

- Any mechanism • Separate seat and back (no monoshells) • Black finish only
- Black knit only on Voilà and Tact chairs • Black and grey mesh on Malla
- Black, grey or white mesh on Bravo

AVAILABLE OPTIONS

Adjustable Arm Options	Code	List price
Width/Height Adjustable, Standard Pad	01	\$120
Width/Height Adjustable, S Pad	01S	\$120
Width/Height Adjustable, Contoured Pad	02	\$140
Width/Height Adjustable, Gel Pad	03	\$175
Width/Height Adjustable, Contoured Gel pad	04	\$175
Pivoting Width/Height Adjustable, Standard Pad	06	\$180
Pivoting Width/Height Adjustable, Contoured Pad	07	\$200
Pivoting Width/Height Adjustable, Gel Pad	08	\$230
Pivoting Width/Height Adjust., Contoured Gel Pad	09	\$230
Multi-Function, Urethane Pad	96	\$175
Multi-Function, Gel Pad	96G	\$190
Front/Back Slider on Adjustable Arms Only	FB	\$40
Seat Options	Code	List price
Large Seat, (where available)	L	\$20
Small Seat, (where available)	S	N/C
Sliding Seat Pan	SS	\$60
Articulated Seat Pan, N/A on S Seats	AS	\$35
Pressure Sens. Foam, Reg. & L Seats	PS	\$80
Cylinder/Mechanism Options (see chart on page 4)	Code	List price
Manual Lift	ML	N/C
80 mm Cylinder	80	N/C
100 mm Cylinder	100	N/C
120 mm Cylinder	120	N/C
Drafting Kit 8" Stroke, E,S Mech., L&H Backs Only	200	\$120
Drafting Kit 10" Stroke, E,S Mech., L&H Backs Only	250	\$120

Fixed Arm Options / Task Chairs	Code	List price
Fixed Arms, Urethane Armrest	27	\$125
Fixed Arms, Urethane Armrest	30	\$115
Fixed Arms, Urethane Armrest	40	\$115
Fixed Loop Arm, Urethane Armrest	46	\$110
Fixed C Arm, Urethane Armrest	47	\$115
Fixed Loop Arm, Urethane Armrest	47A	\$135
Fixed Aluminum Arm	60	\$145
Fixed Arms, Urethane Armrest	70	\$115
Fixed T Arms, Standard Pad	91	\$70
Fixed Arm Options / Stacking Chairs	Code	List price
Penta Fixed Arms, Black	50	\$25
Arriva Fixed Arms, Dark Grey	50DG	\$35
Arriva Fixed Arms, Light Grey	50LG	\$35
Onza, Miniflex, Cat, Ocelot, Fixed Arms, Urethane Armrest	52	\$57
Back Options / Task Chairs	Code	List price
Air Lumbar	LU	\$85
Ratchet back, Standard on Y Mechanism	RB	\$70
Base/Casters Options	Code	List price
Polished Aluminum Base	AL	\$90
Hard Surface Casters	SW	\$12
Glides	GL	\$10

To Order: Choose a back size and mechanism and any options from left to right and then add the fabric name and color number. **An example: VI-H-F-01-SS-120-Tradition Tango:** Viva High Back, Multi-Function Mechanism, 01 Arms, Seat Slider, 120 mm Cylinder.



VI-L-T-96



VI-H-F-96-SS-RB

Specifications

Steel construction and Suspension technique.
 1 3/4" high-density foam on backrest and seat
 Fabric (or leather) cover with zipper, replaceable in the field.
 All components finished in black.
 Backrest height and width:
 Low backrest (L): 18"H x 17 1/2"W (457 x 445 mm)
 High backrest (H): 22"H x 17 1/2"W (560 x 445 mm)
 Director backrest (D): 26"H x 17 1/2"W (660 x 445 mm)
 Seat depth: 19" (483 mm)
 Seat width: 19 1/2" (495 mm)

Low backrest



Code	Description	Grade:	C.O.M. fabric							Leather
			A	B	C	D	E	F	G	
VI-L-S	Swivel		386	405	435	465	506	572	660	935
VI-L-T	Swivel-Tilt, 0 degree tilt-lock		417	436	466	496	537	603	691	966
VI-L-Z	Synchro-tilt 2 to 1, 0 degree lock		442	461	491	521	562	628	716	991
VI-L-E	Ergo 3 Paddles		453	472	502	532	573	639	727	1002
VI-L-F	Multi-Funct., Center Tilt, Infinite Lock		469	488	518	548	589	655	743	1018
VI-L-Y	Synchro-tilt 2 to 1, Ratchet Back		529	548	578	608	649	715	803	1078
VI-L-K	Knee-Tilt		550	569	599	629	670	736	824	1099
VI-L-P	Multi-Function, Knee-Tilt		669	688	718	748	789	855	943	1218
VI-L-B	24/7 Multi-Funct. Center Tilt, Ratchet Back		828	847	877	907	948	1014	1102	1377

27 1/4 W x 21 1/4 D x 38 1/4 H (690 x 540 x 970 mm) / C.O.M. fabric: 1.25 yd (1.15 m) Leather: 25 ft² (2.4 m²)

High backrest




VI-H-S	Swivel		405	428	464	500	549	628	734	1018
VI-H-T	Swivel-Tilt, 0 degree tilt-lock		436	459	495	531	580	659	765	1049
VI-H-Z	Synchro-tilt 2 to 1, 0 degree lock		461	484	520	556	605	684	790	1074
VI-H-E	Ergo 3 Paddles		472	495	531	567	616	695	801	1085
VI-H-F	Multi-Funct., Center Tilt, Infinite Lock		488	511	547	583	632	711	817	1101
VI-H-Y	Synchro-tilt 2 to 1, Ratchet Back		548	571	607	643	692	771	877	1161
VI-H-K	Knee-Tilt		569	592	628	664	713	792	898	1182
VI-H-P	Multi-Function, Knee-Tilt		688	711	747	783	832	911	1017	1301
VI-H-B	24/7 Multi-Funct. Center Tilt, Ratchet Back		847	870	906	942	991	1070	1176	1460

27 1/4 W x 21 1/4 D x 42 3/4 H (690 x 540 x 1085 mm) / C.O.M. fabric: 1.4 yd (1.26 m) Leather: 27 ft² (2.6 m²)

OPTIONS

Adjustable Arm Options	Code	List price
Width/Height Adjustable, Standard Pad	01	\$120
Width/Height Adjustable, S Pad	01S	\$120
Width/Height Adjustable, Contoured Pad	02	\$140
Width/Height Adjustable, Gel Pad	03	\$175
Width/Height Adjustable, Contoured Gel pad	04	\$175
Width/Height Adjust. Swing Arm, Contoured Gel Pad	05	\$285
Pivoting Width/Height Adjustable, Standard Pad	06	\$180
Pivoting Width/Height Adjustable, Contoured Pad	07	\$200
Pivoting Width/Height Adjustable, Gel Pad	08	\$230
Pivoting Width/Height Adjust., Contoured Gel Pad	09	\$230
Multi-Function, Urethane Pad	96	\$175
Multi-Function, Gel Pad	96G	\$190
Front/Back Slider on Adjustable Arms Only	FB	\$40
Seat Options	Code	List price
Large Seat, 21"W x 20"D	L	\$20
Small Seat, 19 1/2"W x 18"D	S	N/C
Sliding Seat Pan	SS	\$60
Articulated Seat Pan, N/A on S Seats	AS	\$35
Pressure Sens. Foam, Reg. & L Seats	PS	\$80
Back Options	Code	List price
Air Lumbar	LU	\$85
Ratchet back, Standard on B & Y Mechanism	RB	\$70
High Post Back Bar +2"	HPB	\$27
High Ratchet Back Bar +2"	HRB	\$27

Fixed Arm Options	Code	List price
Fixed Arms, Urethane Armrest	27	\$125
Fixed Arms, Urethane Armrest	30	\$115
Fixed Arms, Urethane Armrest	40	\$115
Fixed Loop Arm, Urethane Armrest	46	\$110
Fixed C Arm, Urethane Armrest	47	\$115
Fixed Loop Arm, Urethane Armrest	47A	\$135
Fixed Aluminum Arm	60	\$145
Fixed Arms, Urethane Armrest	70	\$115
Fixed T Arms, Standard Pad	91	\$70
Base/Casters Options	Code	List price
Polished Aluminum Base	AL	\$90
Black Aluminum Base	BAL	\$105
High Hub Aluminum Base	HAL	\$95
High Hub Black Resin Base	HBL	N/C
Fixed Ground Base	BF	N/C
Hard Surface Casters	SW	\$12
Glides	GL	\$10
3" Heavy Duty Casters, Std on Everest and Marathon	IC	\$44
Cylinder/Mechanism Options (see chart on page 4)	Code	List price
Manual Lift	ML	N/C
80 mm Cylinder	80	N/C
100 mm Cylinder	100	N/C
120 mm Cylinder	120	N/C
140 mm Cylinder	140	\$25
Drafting Kit 8" Stroke, E,S Mech., L&H Backs Only	200	\$120
Drafting Kit 10" Stroke, E,S Mech., L&H Backs Only	250	\$120
12" Fixed Footrest, E,S Mec. w/250 cyl. Only	FFR	\$20



TASK/ERGONOMIC

To Order: Choose a back size and mechanism and any options from left to right and then add the fabric name and color. **An example: VI-D-F-01-SS-120-Tradition Tango:** Viva Director Back, Multi-Function Mechanism, 01 Arms, Seat Slider, 120 mm Cylinder.



VI-D-F-26-SS

Specifications

Steel construction and Suspension technique.
 1 3/4" high-density foam on backrest and seat
 Fabric (or leather) cover with zipper, replaceable in the field.
 All components finished in black.
 Backrest height and width:
 Low backrest (L): 18"H x 17 1/2"W (457 x 445 mm)
 High backrest (H): 22"H x 17 1/2"W (560 x 445 mm)
 Director backrest (D): 26"H x 17 1/2"W (660 x 445 mm)
 Seat depth: 19" (483 mm)
 Seat width: 19 1/2" (495 mm)

Director backrest



Code	Description	Grade:	C.O.M. fabric							Leather
			A	B	C	D	E	F	G	
VI-D-S	Swivel		422	447	485	523	575	658	770	1085
VI-D-T	Swivel-Tilt, 0 degree tilt-lock		483	508	546	584	636	719	831	1146
VI-D-Z	Synchro-tilt 2 to 1, 0 degree lock		478	503	541	579	631	714	826	1141
VI-D-E	Ergo 3 Paddles		489	514	552	590	642	725	837	1152
VI-D-F	Multi-Funct., Center Tilt, Infinite Lock		505	530	568	606	658	741	853	1168
VI-D-Y	Synchro-tilt 2 to 1, Ratchet Back		565	590	628	666	718	801	913	1228
VI-D-K	Knee-Tilt		586	611	649	687	739	822	934	1249
VI-D-P	Multi-Function, Knee-Tilt		675	700	738	776	828	911	1023	1338
VI-D-B	24/7 Multi-Funct. Center Tilt, Ratchet Back		864	889	927	965	1017	1100	1212	1527

27 1/4 W x 21 1/4 D x 46 3/4 H (690 x 540 x 1185 mm) / C.O.M. fabric: 1.5 yd (1.36 m) Leather: 30 ft² (2.9 m²)

OPTIONS

Adjustable Arm Options	Code	List price
Width/Height Adjustable, Standard Pad	01	\$120
Width/Height Adjustable, S Pad	01S	\$120
Width/Height Adjustable, Contoured Pad	02	\$140
Width/Height Adjustable, Gel Pad	03	\$175
Width/Height Adjustable, Contoured Gel pad	04	\$175
Width/Height Adjust. Swing Arm, Contoured Gel Pad	05	\$285
Pivoting Width/Height Adjustable, Standard Pad	06	\$180
Pivoting Width/Height Adjustable, Contoured Pad	07	\$200
Pivoting Width/Height Adjustable, Gel Pad	08	\$230
Pivoting Width/Height Adjust., Contoured Gel Pad	09	\$230
Multi-Function, Urethane Pad	96	\$175
Multi-Function, Gel Pad	96G	\$190
Front/Back Slider on Adjustable Arms Only	FB	\$40


Seat Options	Code	List price
Large Seat, 21"W x 20"D	L	\$20
Small Seat, 19 1/2"W x 18"D	S	N/C
Sliding Seat Pan	SS	\$60
Articulated Seat Pan, N/A on S Seats	AS	\$35
Pressure Sens. Foam, Reg. & L Seats	PS	\$80

Cylinder/Mechanism Options (see chart on page 4)	Code	List price
Manual Lift	ML	N/C
80 mm Cylinder	80	N/C
100 mm Cylinder	100	N/C
120 mm Cylinder	120	N/C
140 mm Cylinder	140	\$25

Fixed Arm Options	Code	List price
Fixed Arms, Urethane Armrest	27	\$125
Fixed Arms, Urethane Armrest	30	\$115
Fixed Arms, Urethane Armrest	40	\$115
Fixed Loop Arm, Urethane Armrest	46	\$110
Fixed C Arm, Urethane Armrest	47	\$115
Fixed Loop Arm, Urethane Armrest	47A	\$135
Fixed Aluminum Arm	60	\$145
Fixed Arms, Urethane Armrest	70	\$115
Fixed T Arms, Standard Pad	91	\$70

Back Options	Code	List price
Air Lumbar	LU	\$85
Ratchet back, Standard on B & Y Mechanism	RB	\$70
High Post Back Bar +2"	HPB	\$27
High Ratchet Back Bar +2"	HRB	\$27

Base/Casters Options	Code	List price
Polished Aluminum Base	AL	\$90
Black Aluminum Base	BAL	\$105
High Hub Aluminum Base	HAL	\$95
High Hub Black Resin Base	HBL	N/C
Fixed Ground Base	BF	N/C
Hard Surface Casters	SW	\$12
Glides	GL	\$10
3" Heavy Duty Casters, Std on Everest and Marathon	IC	\$44



viva Side chair

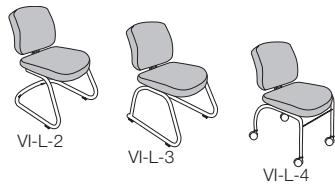
To Order: Choose a back size and any options from left to right and then add the fabric. **An example:** **VI-L-2-30-Tradition Tango:** Viva Low Back, Cantilever Base, 30 Arms.



Specifications

Steel construction and Suspension technique.
 1 3/4" high-density foam on backrest and seat
 Fabric (or leather) cover with zipper, replaceable in the field.
 All components finished in black.
 Backrest height and width:
 Low backrest (L): 18"H x 17 1/2"W (457 x 445 mm)
 High backrest (H): 22"H x 17 1/2"W (560 x 445 mm)
 Director backrest (D): 26"H x 17 1/2"W (660 x 445 mm)
 Seat depth: 19" (483 mm)
 Seat width: 19 1/2" (495 mm)

Low backrest



Code	Description	Grade:	C.O.M. fabric							Leather
			A	B	C	D	E	F	G	
VI-L-2	Cantilever Base on Glides	390	409	439	469	510	576	664	939	
VI-L-3	Sled Base with Glides	390	409	439	469	510	576	664	939	
VI-L-4	4 Leg Base on Casters	390	409	439	469	510	576	664	939	

27 1/4 W x 21 1/4 D x 35 1/2 H (690 x 540 x 900 mm) / C.O.M. fabric: 1.25 yd (1.15 m) Leather: 25 ft² (2.4 m²)

High backrest



Code	Description	Grade:	C.O.M. fabric							Leather
			A	B	C	D	E	F	G	
VI-H-2	Cantilever Base on Glides	407	430	466	502	551	630	736	1020	
VI-H-3	Sled Base with Glides	407	430	466	502	551	630	736	1020	
VI-H-4	4 Leg Base on Casters	407	430	466	502	551	630	736	1020	

27 1/4 W x 21 1/4 D x 40 H (690 x 540 x 1015 mm) / C.O.M. fabric: 1.4 yd (1.26 m) Leather: 27 ft² (2.6 m²)

OPTIONS

Fixed Arm Options

	Code	List price
Fixed Arms, Urethane Armrest	27	\$125
Fixed Arms, Urethane Armrest	30	\$115
Flip Up Tablet Arm, Left	33	\$215
Flip Up Tablet Arm, Right	34	\$215
Fixed Arms, Urethane Armrest	40	\$115
Fixed Loop Arm, Urethane Armrest	46	\$110
Fixed C Arm, Urethane Armrest	47	\$115
Fixed Loop Arm, Urethane Armrest	47A	\$135
Fixed Aluminum Arm	60	\$145
Fixed Arms, Urethane Armrest	70	\$115
Fixed T Arms, Standard Pad	91	\$70

Seat Options

	Code	List price
Large Seat, 21"W x 20"D	L	\$20
Articulated Seat Pan, N/A on S Seats	AS	\$35
Pressure Sens. Foam, Reg. & L Seats	PS	\$80

Finish Options

	Code	List price
Chrome	C	\$60


Laminate Options Tablet Arm

	Code	List price
Black Laminate Tablet Arm	BLL	N/C

Other tablet arm laminates available upon request

Base/Casters Options

	Code	List price
Hard Surface Casters	SW	\$12
Glides	GL	\$10



To Order: Choose a back size and mechanism and any options from left to right and then add the fabric name and color number. **An example: TP-H-F-01-SS-120-Theory Lime:** Top High Back, Multi-Function Mechanism, 01 Arms, Seat Slider, 120 mm Cylinder.



TP-L-E-01



TP-H-E-40

Specifications

Steel construction and Suspension technique.
 1" medium-density foam on backrest.
 1 1/4" medium-density foam on seat.
 Fabric cover with zipper, replaceable in the field.
 All components finished in black.
 Backrest height and width:
 Low backrest (L): 16"H x 17"W (406 x 432 mm)
 High backrest (H): 21"H x 17"W (533 x 432 mm)
 Director backrest (D): 27"H x 17"W (686 x 432 mm)
 Seat depth: 19" (483 mm)
 Seat width: 20" (508mm)

Low backrest



Code	Description	Grade:	C.O.M. fabric							Leather
			A	B	C	D	E	F	G	
TP-L-S	Swivel		368	387	417	447	488	554	642	864
TP-L-T	Swivel-Tilt, 0 degree tilt-lock		399	418	448	478	519	585	673	895
TP-L-E	Ergo 3 Paddles		435	454	484	514	555	621	709	931
TP-L-Z	Synchro-tilt 2 to 1, 0 degree lock		424	443	473	503	544	610	698	920
TP-L-F	Multi-Funct., Center Tilt, Infinite Lock		451	470	500	530	571	637	725	947
TP-L-Y	Synchro-tilt 2 to 1, Ratchet Back		511	530	560	590	631	697	785	1007
TP-L-K	Knee-Tilt		532	551	581	611	652	718	806	1028
TP-L-P	Multi-Function, Knee-Tilt		621	640	670	700	741	807	895	1117
TP-L-B	24/7 Multi-Funct. Center Tilt, Ratchet Back		810	829	859	889	930	996	1084	1306

27 1/4 W x 23 3/4 D x 37 H (690 x 605 x 940 mm) / C.O.M. fabric: 1.35 yd (1,25 m), Leather: 26 ft² (2.42 m²)

High backrest




TP-H-S	Swivel		379	402	438	474	523	602	708	930
TP-H-T	Swivel-Tilt, 0 degree tilt-lock		410	433	469	505	554	633	739	961
TP-H-Z	Synchro-tilt 2 to 1, 0 degree lock		435	458	494	530	579	658	764	986
TP-H-E	Ergo 3 Paddles		446	469	505	541	590	669	775	997
TP-H-F	Multi-Funct., Center Tilt, Infinite Lock		462	485	521	557	606	685	791	1013
TP-H-Y	Synchro-tilt 2 to 1, Ratchet Back		522	545	581	617	666	745	851	1073
TP-H-K	Knee-Tilt		543	566	602	638	687	766	872	1094
TP-H-P	Multi-Function, Knee-Tilt		632	655	691	727	776	855	961	1183
TP-H-B	24/7 Multi-Funct. Center Tilt, Ratchet Back		821	844	880	916	965	1044	1150	1372

27 1/4 W x 23 3/4 D x 40 3/4 H (690 x 605 x 1035 mm) / C.O.M. fabric: 1.45 yd (1,35 m), Leather: 28 ft² (2.6 m²)

OPTIONS

Adjustable Arm Options	Code	List price
Width/Height Adjustable, Standard Pad	01	\$120
Width/Height Adjustable, S Pad	01S	\$120
Width/Height Adjustable, Contoured Pad	02	\$140
Width/Height Adjustable, Gel Pad	03	\$175
Width/Height Adjustable, Contoured Gel pad	04	\$175
Width/Height Adjust. Swing Arm, Contoured Gel Pad	05	\$285
Pivoting Width/Height Adjustable, Standard Pad	06	\$180
Pivoting Width/Height Adjustable, Contoured Pad	07	\$200
Pivoting Width/Height Adjustable, Gel Pad	08	\$230
Pivoting Width/Height Adjust., Contoured Gel Pad	09	\$230
Multi-Function, Urethane Pad	96	\$175
Multi-Function, Gel Pad	96G	\$190
Front/Back Slider on Adjustable Arms Only	FB	\$40
Seat Options	Code	List price
Large Seat, 21"W x 20"D	L	\$20
Small Seat, 19 1/2"W x 18"D	S	N/C
Sliding Seat Pan	SS	\$60
Articulated Seat Pan, N/A on S Seats	AS	\$35
Pressure Sens. Foam, Reg. & L Seats	PS	\$80
Back Options	Code	List price
Air Lumbar	LU	\$85
Ratchet back, Standard on B & Y Mechanism	RB	\$70
High Post Back Bar +2"	HPB	\$27
High Ratchet Back Bar +2"	HRB	\$27

Fixed Arm Options	Code	List price
Fixed Arms, Urethane Armrest	27	\$125
Fixed Arms, Urethane Armrest	30	\$115
Fixed Arms, Urethane Armrest	40	\$115
Fixed Loop Arm, Urethane Armrest	46	\$110
Fixed C Arm, Urethane Armrest	47	\$115
Fixed Loop Arm, Urethane Armrest	47A	\$135
Fixed Aluminum Arm	60	\$145
Fixed Arms, Urethane Armrest	70	\$115
Fixed T Arms, Standard Pad	91	\$70
Base/Casters Options	Code	List price
Polished Aluminum Base	AL	\$90
Black Aluminum Base	BAL	\$105
High Hub Aluminum Base	HAL	\$95
High Hub Black Resin Base	HBL	N/C
Fixed Ground Base	BF	N/C
Hard Surface Casters	SW	\$12
Glides	GL	\$10
3" Heavy Duty Casters, Std on Everest and Marathon	IC	\$44
Cylinder/Mechanism Options (see chart on page 4)	Code	List price
Manual Lift	ML	N/C
80 mm Cylinder	80	N/C
100 mm Cylinder	100	N/C
120 mm Cylinder	120	N/C
140 mm Cylinder	140	\$25
Drafting Kit 8" Stroke, E,S Mech., L&H Backs Only	200	\$120
Drafting Kit 10" Stroke, E,S Mech., L&H Backs Only	250	\$120
12" Fixed Footrest, E,S Mec. w/250 cyl. Only	FFR	\$20



top Task Chairs



TP-D-E-03

Director backrest



To Order: Choose a back size and mechanism and any options from left to right and then add the fabric name and color number. **An example: TP-D-F-01-SS-120-Theory Lime:** Top Director Back, Multi-Function Mechanism, 01 Arms, Seat Slider, 120 mm Cylinder.

Specifications


Steel construction and Suspension technique.
 1" medium-density foam on backrest.
 1¼" medium-density foam on seat.
 Fabric cover with zipper, replaceable in the field.
 All components finished in black.
 Backrest height and width:
 Low backrest (L): 16"H x 17"W (406 x 432 mm)
 High backrest (H): 21"H x 17"W (533 x 432 mm)
 Director backrest (D): 27"H x 17"W (686 x 432 mm)
 Seat depth: 19" (483 mm)
 Seat width: 20" (508 mm)

Code	Description	Grade:	C.O.M. fabric							Leather
			A	B	C	D	E	F	G	
TP-D-S	Swivel		428	453	492	531	584	669	785	1039
TP-D-T	Swivel-Tilt, 0 degree tilt-lock		489	514	553	592	645	730	846	1100
TP-D-Z	Synchro-tilt 2 to 1, 0 degree lock		484	509	548	587	640	725	841	1095
TP-D-E	Ergo 3 Paddles		495	520	559	598	651	736	852	1106
TP-D-F	Multi-Funct., Center Tilt, Infinite Lock		511	536	575	614	667	752	868	1122
TP-D-Y	Synchro-tilt 2 to 1, Ratchet Back		571	596	635	674	727	812	928	1182
TP-D-K	Knee-Tilt		592	617	656	695	748	833	949	1203
TP-D-P	Multi-Function, Knee-Tilt		681	706	745	784	837	922	1038	1292
TP-D-B	24/7 Multi-Funct. Center Tilt, Ratchet Back		870	895	934	973	1026	1111	1227	1481

27 ¼ W x 23 ¾ D x 46 ¾ H (690 x 605 x 1185 mm) / C.O.M. fabric: 1.7 yd (1,55 m) Leather: 32 ft² (3 m²)

OPTIONS

Adjustable Arm Options			Fixed Arm Options		
Code	List price		Code	List price	
Width/Height Adjustable, Standard Pad	01	\$120	Fixed Arms, Urethane Armrest	27	\$125
Width/Height Adjustable, S Pad	01S	\$120	Fixed Arms, Urethane Armrest	30	\$115
Width/Height Adjustable, Contoured Pad	02	\$140	Fixed Arms, Urethane Armrest	40	\$115
Width/Height Adjustable, Gel Pad	03	\$175	Fixed Loop Arm, Urethane Armrest	46	\$110
Width/Height Adjustable, Contoured Gel pad	04	\$175	Fixed C Arm, Urethane Armrest	47	\$115
Width/Height Adjust. Swing Arm, Contoured Gel Pad	05	\$285	Fixed Loop Arm, Urethane Armrest	47A	\$135
Pivoting Width/Height Adjustable, Standard Pad	06	\$180	Fixed Aluminum Arm	60	\$145
Pivoting Width/Height Adjustable, Contoured Pad	07	\$200	Fixed Arms, Urethane Armrest	70	\$115
Pivoting Width/Height Adjustable, Gel Pad	08	\$230	Fixed T Arms, Standard Pad	91	\$70
Pivoting Width/Height Adjust., Contoured Gel Pad	09	\$230			
Multi-Function, Urethane Pad	96	\$175	Back Options		
Multi-Function, Gel Pad	96G	\$190	Air Lumbar	LU	\$85
Front/Back Slider on Adjustable Arms Only	FB	\$40	Ratchet back, Standard on B & Y Mechanism	RB	\$70
			High Post Back Bar +2"	HPB	\$27
			High Ratchet Back Bar +2"	HRB	\$27
Seat Options			Base/Casters Options		
Code	List price		Code	List price	
Large Seat, 21"W x 20"D	L	\$20	Polished Aluminum Base	AL	\$90
Small Seat, 19 1/2"W x 18"D	S	N/C	Black Aluminum Base	BAL	\$105
Sliding Seat Pan	SS	\$60	High Hub Aluminum Base	HAL	\$95
Articulated Seat Pan, N/A on S Seats	AS	\$35	High Hub Black Resin Base	HBL	N/C
Pressure Sens. Foam, Reg. & L Seats	PS	\$80	Fixed Ground Base	BF	N/C
			Hard Surface Casters	SW	\$12
			Glides	GL	\$10
			3" Heavy Duty Casters, Std on Everest and Marathon	IC	\$44
Cylinder/Mechanism Options (see chart on page 4)					
Code	List price				
Manual Lift	ML	N/C			
80 mm Cylinder	80	N/C			
100 mm Cylinder	100	N/C			
120 mm Cylinder	120	N/C			
140 mm Cylinder	140	\$25			



TASK/ERGONOMIC

top Side chair

To Order: Choose a back size and any options from left to right and then add the fabric name and color number. *An example: TP-H-2-40-Theory Lime:* Top Cantilever Base, High Back, 40 Arms.



TP-L-2-40

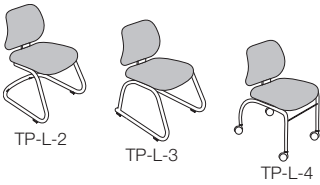


TP-L-4

Specifications

Steel construction and Suspension technique.
 1" medium-density foam on backrest.
 1¼" medium-density foam on seat.
 Fabric cover with zipper, replaceable in the field.
 All components finished in black.
 Backrest height and width:
 Low backrest (L): 16"H x 17"W (406 x 432 mm)
 High backrest (H): 21"H x 17"W (533 x 432 mm)
 Seat depth: 19" (483 mm)
 Seat width: 20" (508mm)

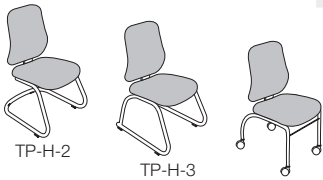
Low backrest



Code	Description	Grade:	C.O.M. fabric							Leather
			A	B	C	D	E	F	G	
TP-L-2	Cantilever Base on Glides		352	371	401	431	472	538	626	848
TP-L-3	Sled Base with Glides		352	371	401	431	472	538	626	848
TP-L-4	4 Leg Base on Casters		352	371	401	431	472	538	626	848

27 ¼ W x 23 ¾ D x 35 H (690 x 605 x 890 mm) / C.O.M. fabric: 1.35 yd (1,25 m), Leather: 26 ft² (2.42 m²)

High backrest



Code	Description	Grade:	C.O.M. fabric							Leather
			A	B	C	D	E	F	G	
TP-H-2	Cantilever Base on Glides		362	385	421	457	506	585	691	913
TP-H-3	Sled Base with Glides		362	385	421	457	506	585	691	913
TP-H-4	4 Leg Base on Casters		362	385	421	457	506	585	691	913

27 ¼ W x 23 ¾ D x 38 ¾ H (690 x 605 x 985 mm) / C.O.M. fabric: 1.45 yd (1,35 m), Leather: 28 ft² (2.6 m²)

OPTIONS

Fixed Arm Options

	Code	List price
Fixed Arms, Urethane Armrest	27	\$125
Fixed Arms, Urethane Armrest	30	\$115
Flip Up Tablet Arm, Left	33	\$215
Flip Up Tablet Arm, Right	34	\$215
Fixed Arms, Urethane Armrest	40	\$115
Fixed Loop Arm, Urethane Armrest	46	\$110
Fixed C Arm, Urethane Armrest	47	\$115
Fixed Loop Arm, Urethane Armrest	47A	\$135
Fixed Aluminum Arm	60	\$145
Fixed Arms, Urethane Armrest	70	\$115
Fixed T Arms, Standard Pad	91	\$70

Base/Casters Options

	Code	List price
Hard Surface Casters	SW	\$12
Glides	GL	\$10

Seat Options

	Code	List price
Large Seat, 21"W x 20"D	L	\$20
Articulated Seat Pan, N/A on S Seats	AS	\$35
Pressure Sens. Foam, Reg. & L Seats	PS	\$80

Finish Options

	Code	List price
Chrome	C	\$60

Laminate Options Tablet Arm

	Code	List price
Black Laminate Tablet Arm	BLL	N/C

Other tablet arm laminates available upon request



next Task Chairs

To Order: Choose a back size and mechanism and any options from left to right and then add the fabric name and color number. **An example: NX-H-F-01-SS-120-Theory Lime:** Next High Back, Multi-Function Mechanism, 01 Arms, Seat Slider, 120 mm Cylinder.



NX-H-E-02-RB



NX-L-E-03-RB

Specifications

Steel construction and Suspension technique.
 1¾" medium-density foam on backrest.
 2" high-density and ¾" wrap-around foam on seat.
 Fabric cover with zipper, replaceable in the field.
 All components finished in black.
 Backrest height and width:
 Low backrest (L): 20"H x 17"W (508 x 432 mm)
 High backrest (H): 24"H x 17"W (610 x 432 mm)
 Exec backrest (E): 33"H x 17"W (838 x 432 mm)
 Seat depth: 19" (483 mm)
 Seat width: 20" (508 mm)

Low backrest



Code	Description	Grade:	C.O.M. fabric							Leather
			A	B	C	D	E	F	G	
NX-L-S	Swivel	413	432	462	492	533	599	687	909	
NX-L-T	Swivel-Tilt, 0 degree tilt-lock	444	463	493	523	564	630	718	940	
NX-L-Z	Synchro-tilt 2 to 1, 0 degree lock	469	488	518	548	589	655	743	965	
NX-L-E	Ergo 3 Paddles	480	499	529	559	600	666	754	976	
NX-L-F	Multi-Funct., Center Tilt, Infinite Lock	496	515	545	575	616	682	770	992	
NX-L-Y	Synchro-tilt 2 to 1, Ratchet Back	556	575	605	635	676	742	830	1052	
NX-L-K	Knee-Tilt	577	596	626	656	697	763	851	1073	
NX-L-P	Multi-Function, Knee-Tilt	666	685	715	745	786	852	940	1162	
NX-L-B	24/7 Multi-Funct. Center Tilt, Ratchet Back	855	874	904	934	975	1041	1129	1351	

27 ¼ W x 23 ¼ D x 39 ¾ H (690 x 590 x 1010 mm) / C.O.M. fabric: 1.35 yd (1,25 m), Leather: 24 ft² (2.24 m²)

High backrest



NX-H-S	Swivel	452	475	511	547	596	675	781	1003
NX-H-T	Swivel-Tilt, 0 degree tilt-lock	483	506	542	578	627	706	812	1034
NX-H-Z	Synchro-tilt 2 to 1, 0 degree lock	508	531	567	603	652	731	837	1059
NX-H-E	Ergo 3 Paddles	519	542	578	614	663	742	848	1070
NX-H-F	Multi-Funct., Center Tilt, Infinite Lock	535	558	594	630	679	758	864	1086
NX-H-Y	Synchro-tilt 2 to 1, Ratchet Back	595	618	654	690	739	818	924	1146
NX-H-K	Knee-Tilt	616	639	675	711	760	839	945	1167
NX-H-P	Multi-Function, Knee-Tilt	705	728	764	800	849	928	1034	1256
NX-H-B	24/7 Multi-Funct. Center Tilt, Ratchet Back	894	917	953	989	1038	1117	1223	1445

27 ¼ W x 22 ½ D x 44 H (690 x 570 x 1120 mm) / C.O.M. fabric: 1.45 yd (1,35 m), Leather: 26 ft² (2.42 m²)

OPTIONS

Adjustable Arm Options

	Code	List price
Width/Height Adjustable, Standard Pad	01	\$120
Width/Height Adjustable, S Pad	01S	\$120
Width/Height Adjustable, Contoured Pad	02	\$140
Width/Height Adjustable, Gel Pad	03	\$175
Width/Height Adjustable, Contoured Gel pad	04	\$175
Width/Height Adjust. Swing Arm, Contoured Gel Pad	05	\$285
Pivoting Width/Height Adjustable, Standard Pad	06	\$180
Pivoting Width/Height Adjustable, Contoured Pad	07	\$200
Pivoting Width/Height Adjustable, Gel Pad	08	\$230
Pivoting Width/Height Adjust., Contoured Gel Pad	09	\$230
Multi-Function, Urethane Pad	96	\$175
Multi-Function, Gel Pad	96G	\$190
Front/Back Slider on Adjustable Arms Only	FB	\$40

Seat Options

	Code	List price
Large Seat, 21"W x 20"D	L	\$20
Small Seat, 20"W x 18"D	S	N/C
Sliding Seat Pan	SS	\$60
Articulated Seat Pan, N/A on S Seats	AS	\$35
Pressure Sens. Foam, Reg. & L Seats	PS	\$80
Tail Bone Cut-Out	TB	\$110

Back Options

	Code	List price
Air Lumbar	LU	\$85
Ratchet back, Standard on B & Y Mechanism	RB	\$70
High back Bar +2"	HPB	\$27
High Ratchet Back Bar +2"	HRB	N/C

Fixed Arm Options

	Code	List price
Fixed Arms, Urethane Armrest	27	\$125
Fixed Arms, Urethane Armrest	30	\$115
Fixed Arms, Urethane Armrest	40	\$115
Fixed Loop Arm, Urethane Armrest	46	\$110
Fixed C Arm, Urethane Armrest	47	\$115
Fixed Loop Arm, Urethane Armrest	47A	\$135
Fixed Aluminum Arm	60	\$145
Fixed Arms, Urethane Armrest	70	\$115
Fixed T Arms, Standard Pad	91	\$70

Base/Casters Options

	Code	List price
Polished Aluminum Base	AL	\$90
Black Aluminum Base	BAL	\$105
High Hub Aluminum Base	HAL	\$95
High Hub Black Resin Base	HBL	N/C
Fixed Ground Base	BF	N/C
Hard Surface Casters	SW	\$12
Glides	GL	\$10
3" Heavy Duty Casters, Std on Everest and Marathon	IC	\$44

Cylinder/Mechanism Options (see chart on page 4)

	Code	List price
Manual Lift	ML	N/C
80 mm Cylinder	80	N/C
100 mm Cylinder	100	N/C
120 mm Cylinder	120	N/C
140 mm Cylinder	140	\$25
Drafting Kit 8" Stroke, E,S Mech., L&H Backs Only	200	\$120
Drafting Kit 10" Stroke, E,S Mech., L&H Backs Only	250	\$120
12" Fixed Footrest, E,S Mec. w/250 cyl. Only	FFR	\$20

01S



02



03



04



08



96G



46



47



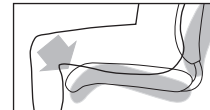
47A



TB



AS



200, 250



next Task Chairs



NX-E-E-03-RB-PI

To Order: Choose a back size and mechanism and any options from left to right and then add the fabric name and color number. **An example: NX-E-F-01-SS-120-Theory Lime:** Next Exec Back, Multi-Function Mechanism, 01 Arms, Seat Slider, 120 mm Cylinder.

Specifications

Steel construction and Suspension technique.

1¾" medium-density foam on backrest.

2" high-density and ¾" wrap-around foam on seat.

Fabric cover with zipper, replaceable in the field.

All components finished in black.

Backrest height and width:

Low backrest (L): 20"H x 17"W (508 x 432 mm)

High backrest (H): 24"H x 17"W (610 x 432 mm)

Exec backrest (E): 33"H x 17"W (838 x 432 mm)

Seat depth: 19" (483 mm)

Seat width: 20" (508mm)

Exec
backrest



Code	Description	Grade:	C.O.M. fabric							Leather
			A	B	C	D	E	F	G	
NX-E-S	Swivel		661	686	725	764	817	902	1018	1272
NX-E-T	Swivel-Tilt, 0 degree tilt-lock		692	717	756	795	848	933	1049	1303
NX-E-Z	Synchro-tilt 2 to 1, 0 degree lock		717	742	781	820	873	958	1074	1328
NX-E-E	Ergo 3 Paddles		728	753	792	831	884	969	1085	1339
NX-E-F	Multi-Funct., Center Tilt, Infinite Lock		744	769	808	847	900	985	1101	1355
NX-E-Y	Synchro-tilt 2 to 1, Ratchet Back		804	829	868	907	960	1045	1161	1415
NX-E-K	Knee-Tilt		825	850	889	928	981	1066	1182	1436
NX-E-P	Multi-Function, Knee-Tilt		914	939	978	1017	1070	1155	1271	1525
NX-E-B	24/7 Multi-Funct. Center Tilt, Ratchet Back		1103	1128	1167	1206	1259	1344	1460	1714

27 ¼ W x 22 ½ D x 52 ½ H (690 x 570 x 1335 mm) / C.O.M. fabric: 1.7 yd (1,55 m), Leather: 30 ft² (2.8 m²)

OPTIONS

Adjustable Arm Options

	Code	List price
Width/Height Adjustable, Standard Pad	01	\$120
Width/Height Adjustable, S Pad	01S	\$120
Width/Height Adjustable, Contoured Pad	02	\$140
Width/Height Adjustable, Gel Pad	03	\$175
Width/Height Adjustable, Contoured Gel pad	04	\$175
Width/Height Adjust. Swing Arm, Contoured Gel Pad	05	\$285
Pivoting Width/Height Adjustable, Standard Pad	06	\$180
Pivoting Width/Height Adjustable, Contoured Pad	07	\$200
Pivoting Width/Height Adjustable, Gel Pad	08	\$230
Pivoting Width/Height Adjust., Contoured Gel Pad	09	\$230
Multi-Function, Urethane Pad	96	\$175
Multi-Function, Gel Pad	96G	\$190
Front/Back Slider on Adjustable Arms Only	FB	\$40

Seat Options

	Code	List price
Large Seat, 21"W x 20"D	L	\$20
Small Seat, 20"W x 18"D	S	N/C
Sliding Seat Pan	SS	\$60
Articulated Seat Pan, N/A on S Seats	AS	\$35
Pressure Sens. Foam, Reg. & L Seats	PS	\$80
Tail Bone Cut-Out	TB	\$110

Cylinder/Mechanism Options (see chart on page 4)

	Code	List price
Manual Lift	ML	N/C
80 mm Cylinder	80	N/C
100 mm Cylinder	100	N/C
120 mm Cylinder	120	N/C
140 mm Cylinder	140	\$25

Fixed Arm Options

	Code	List price
Fixed Arms, Urethane Armrest	27	\$125
Fixed Arms, Urethane Armrest	30	\$115
Fixed Arms, Urethane Armrest	40	\$115
Fixed Loop Arm, Urethane Armrest	46	\$110
Fixed C Arm, Urethane Armrest	47	\$115
Fixed Loop Arm, Urethane Armrest	47A	\$135
Fixed Aluminum Arm	60	\$145
Fixed Arms, Urethane Armrest	70	\$115
Fixed T Arms, Standard Pad	91	\$70


Back Options

	Code	List price
Air Lumbar	LU	\$85
Ratchet back, Standard on B & Y Mechanism	RB	\$70
High back Bar +2"	HPB	\$27
High Ratchet Back Bar +2"	HRB	N/C
Pillow Headrest, Exec Back Only	PI	\$45
Velcro Pillow Headrest, Exec Back Only	VPI	\$45

Base/Casters Options

	Code	List price
Polished Aluminum Base	AL	\$90
Black Aluminum Base	BAL	\$105
High Hub Aluminum Base	HAL	\$95
High Hub Black Resin Base	HBL	N/C
Fixed Ground Base	BF	N/C
Hard Surface Casters	SW	\$12
Glides	GL	\$10
3" Heavy Duty Casters, Std on Everest and Marathon	IC	\$44

01S



02




03



04



08



96G



46



47



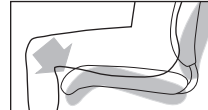
47A



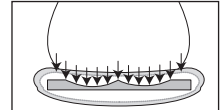
TB



AS



PS



To Order: Choose a back size and any options from left to right and then add the fabric name and color number. **An example: NX-H-2-40-Theory Lime:** NEXT Cantilever Base, High Back, 40 Arms.



NX-L-3



NX-L-2-34-BLL

Specifications

Steel construction and Suspension technique.
 1¾" medium-density foam on backrest.
 2" high-density and ¾" wrap-around foam on seat.
 Fabric cover with zipper, replaceable in the field.
 All components finished in black.
 Backrest height and width:
 Low backrest (L): 20"H x 17"W (508 x 432 mm)
 High backrest (H): 24"H x 17"W (610 x 432 mm)
 Seat depth: 19" (483 mm)
 Seat width: 20" (508mm)

Low backrest



NX-L-2



NX-L-3



NX-L-4

Code	Description	Grade:	C.O.M. fabric							Leather
			A	B	C	D	E	F	G	
NX-L-2	Cantilever Base on Glides	413	432	462	492	533	599	687	909	
NX-L-3	Sled Base with Glides	413	432	462	492	533	599	687	909	
NX-L-4	4 Leg Base on Casters	413	432	462	492	533	599	687	909	

27 ¼ W x 23 ¼ D x 36 ½ H (690 x 590 x 925 mm) / C.O.M. fabric: 1.35 yd (1,25 m), Leather: 24 ft² (2.24 m²)

High backrest



NX-H-2



NX-H-3



NX-H-4

Code	Description	Grade:	C.O.M. fabric							Leather
			A	B	C	D	E	F	G	
NX-H-2	Cantilever Base on Glides	446	469	505	541	590	669	775	997	
NX-H-3	Sled Base with Glides	446	469	505	541	590	669	775	997	
NX-H-4	4 Leg Base on Casters	446	469	505	541	590	669	775	997	

27 ¼ W x 22 ½ D x 40 ½ H (690 x 570 x 1025 mm) / C.O.M. fabric: 1.45 yd (1,35 m), Leather: 26 ft² (2.42 m²)

OPTIONS

Fixed Arm Options

	Code	List price
Fixed Arms, Urethane Armrest	27	\$125
Fixed Arms, Urethane Armrest	30	\$115
Flip Up Tablet Arm, Left	33	\$215
Flip Up Tablet Arm, Right	34	\$215
Fixed Arms, Urethane Armrest	40	\$115
Fixed Loop Arm, Urethane Armrest	46	\$110
Fixed C Arm, Urethane Armrest	47	\$115
Fixed Loop Arm, Urethane Armrest	47A	\$135
Fixed Aluminum Arm	60	\$145
Fixed Arms, Urethane Armrest	70	\$115
Fixed T Arms, Standard Pad	91	\$70

Seat Options

	Code	List price
Large Seat, 21"W x 20"D	L	\$20
Articulated Seat Pan, N/A on S Seats	AS	\$35
Pressure Sens. Foam, Reg. & L Seats	PS	\$80

Finish Options

	Code	List price
Chrome	C	\$60

Laminate Options Tablet Arm

	Code	List price
Black Laminate Tablet Arm	BLL	N/C

Other tablet arm laminates available upon request

Base/Casters Options

	Code	List price
Hard Surface Casters	SW	\$12
Glides	GL	\$10



To Order: Choose a back size and mechanism and any options from left to right and then add the fabric name and color number. **An example: NX-E-F-01-SS-120-Theory Lime:** Next Exec Back, Multi-Function Mechanism, 01 Arms, Seat Slider, 120 mm Cylinder.



DR-L-E-40



DR-H-E-02-RB

Specifications

Steel construction and Suspension technique.
 1 3/4" medium-density foam on backrest.
 2" high-density and 3/4" wrap-around foam on seat.
 Fabric cover with zipper, replaceable in the field.
 All components finished in black.

Backrest height and width:
 Low backrest (L): 20"H x 17"W (508 x 432 mm)
 High backrest (H): 24"H x 17"W (610 x 432 mm)
 Exec backrest (E): 33"H x 17"W (838 x 432 mm)
 Seat depth: 19" (483 mm)
 Seat width: 20" (508mm)

Low backrest



Code	Description	Grade:	C.O.M. fabric							Leather
			A	B	C	D	E	F	G	
DR-L-S	Swivel		430	448	476	504	542	603	686	904
DR-L-T	Swivel-Tilt, 0 degree tilt-lock		461	479	507	535	573	634	717	935
DR-L-Z	Synchro-tilt 2 to 1, 0 degree lock		486	504	532	560	598	659	742	960
DR-L-E	Ergo 3 Paddles		497	515	543	571	609	670	753	971
DR-L-F	Multi-Funct., Center Tilt, Infinite Lock		513	531	559	587	625	686	769	987
DR-L-Y	Synchro-tilt 2 to 1, Ratchet Back		573	591	619	647	685	746	829	1047
DR-L-K	Knee-Tilt		594	612	640	668	706	767	850	1068
DR-L-P	Multi-Function, Knee-Tilt		683	701	729	757	795	856	939	1157
DR-L-B	24/7 Multi-Funct. Center Tilt, Ratchet Back		872	890	918	946	984	1045	1128	1346

27 1/4 W x 23 3/4 D x 37 3/4 H (690 x 605 x 960 mm) / C.O.M. fabric: 1.35 yd (1,25 m), Leather: 26 ft² (2,42 m²)

High backrest



DR-H-S	Swivel		447	469	503	537	583	658	758	976
DR-H-T	Swivel-Tilt, 0 degree tilt-lock		478	500	534	568	614	689	789	1007
DR-H-Z	Synchro-tilt 2 to 1, 0 degree lock		503	525	559	593	639	714	814	1032
DR-H-E	Ergo 3 Paddles		514	536	570	604	650	725	825	1043
DR-H-F	Multi-Funct., Center Tilt, Infinite Lock		530	552	586	620	666	741	841	1059
DR-H-Y	Synchro-tilt 2 to 1, Ratchet Back		590	612	646	680	726	801	901	1119
DR-H-K	Knee-Tilt		611	633	667	701	747	822	922	1140
DR-H-P	Multi-Function, Knee-Tilt		700	722	756	790	836	911	1011	1229
DR-H-B	24/7 Multi-Funct. Center Tilt, Ratchet Back		889	911	945	979	1025	1100	1200	1418

27 1/4 W x 22 3/4 D x 41 1/2 H (690 x 580 x 1055 mm) / C.O.M. fabric: 1.45 yd (1,35 m), Leather: 28 ft² (2,6 m²)

OPTIONS

Adjustable Arm Options

	Code	List price
Width/Height Adjustable, Standard Pad	01	\$120
Width/Height Adjustable, S Pad	01S	\$120
Width/Height Adjustable, Contoured Pad	02	\$140
Width/Height Adjustable, Gel Pad	03	\$175
Width/Height Adjustable, Contoured Gel pad	04	\$175
Width/Height Adjust. Swing Arm, Contoured Gel Pad	05	\$285
Pivoting Width/Height Adjustable, Standard Pad	06	\$180
Pivoting Width/Height Adjustable, Contoured Pad	07	\$200
Pivoting Width/Height Adjustable, Gel Pad	08	\$230
Pivoting Width/Height Adjust., Contoured Gel Pad	09	\$230
Multi-Function, Urethane Pad	96	\$175
Multi-Function, Gel Pad	96G	\$190
Front/Back Slider on Adjustable Arms Only	FB	\$40

Seat Options

	Code	List price
Large Seat, 21"W x 20"D	L	\$20
Small Seat, 19 1/2"W x 18"D	S	N/C
Extra Small Seat, 17"W x 17"D	XS	\$22
Sliding Seat Pan	SS	\$60
Articulated Seat Pan, N/A on S Seats and XS Seats	AS	\$35
Pressure Sens. Foam, Reg. & L Seats	PS	\$80
Tail Bone Cut-Out	TB	\$110

Back Options

	Code	List price
Air Lumbar	LU	\$85
Ratchet back, Standard on B & Y Mechanism	RB	\$70
High Post Back Bar +2"	HPB	\$27
High Ratchet Back Bar +2"	HRB	\$27

Fixed Arm Options

	Code	List price
Fixed Arms, Urethane Armrest	27	\$125
Fixed Arms, Urethane Armrest	30	\$115
Fixed Arms, Urethane Armrest	40	\$115
Fixed Loop Arm, Urethane Armrest	46	\$110
Fixed C Arm, Urethane Armrest	47	\$115
Fixed Loop Arm, Urethane Armrest	47A	\$135
Fixed Aluminum Arm	60	\$145
Fixed Arms, Urethane Armrest	70	\$115
Fixed T Arms, Standard Pad	91	\$70

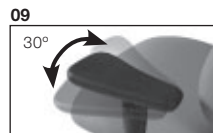
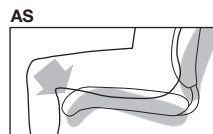
Base/Casters Options

	Code	List price
Polished Aluminum Base	AL	\$90
Black Aluminum Base	BAL	\$105
High Hub Aluminum Base	HAL	\$95
High Hub Black Resin Base	HBL	N/C
Fixed Ground Base	BF	N/C
Hard Surface Casters	SW	\$12
Glides	GL	\$10
3" Heavy Duty Casters, Std on Everest and Marathon	IC	\$44

Cylinder/Mechanism Options (see chart on page 4)

	Code	List price
Manual Lift	ML	N/C
80 mm Cylinder	80	N/C
100 mm Cylinder	100	N/C
120 mm Cylinder	120	N/C
140 mm Cylinder	140	\$25
Drafting Kit 8" Stroke, E,S Mech., L&H Backs Only	200	\$120
Drafting Kit 10" Stroke, E,S Mech., L&H Backs Only	250	\$120
12" Fixed Footrest, E,S Mec. w/250 cyl. Only	FFR	\$20

TASK/ERGONOMIC





DR-E-03

DR-E-02-RB

Specifications

Steel construction and Suspension technique.
 1 3/4" medium-density foam on backrest.
 2" high-density and 3/4" wrap-around foam on seat.
 Fabric cover with zipper, replaceable in the field.
 All components finished in black.
 Backrest height and width:
 Low backrest (L): 20"H x 17"W (508 x 432 mm)
 High backrest (H): 24"H x 17"W (610 x 432 mm)
 Seat depth: 19" (483 mm)
 Seat width: 20" (508mm)

**Director
backrest**



**Exec
backrest**



Code	Description	Grade:	C.O.M. fabric							Leather
			A	B	C	D	E	F	G	
DR-D-S	Swivel		488	512	549	586	636	717	827	1077
DR-D-T	Swivel-Tilt, 0 degree tilt-lock		549	573	610	647	697	778	888	1138
DR-D-Z	Synchro-tilt 2 to 1, 0 degree lock		544	568	605	642	692	773	883	1133
DR-D-E	Ergo 3 Paddles		555	579	616	653	703	784	894	1144
DR-D-F	Multi-Funct., Center Tilt, Infinite Lock		571	595	632	669	719	800	910	1160
DR-D-Y	Synchro-tilt 2 to 1, Ratchet Back		631	655	692	729	779	860	970	1220
DR-D-K	Knee-Tilt		652	676	713	750	800	881	991	1241
DR-D-P	Multi-Function, Knee-Tilt		741	765	802	839	889	970	1080	1330
DR-D-B	24/7 Multi-Funct. Center Tilt, Ratchet Back		930	954	991	1028	1078	1159	1269	1519
27 1/4 W x 22 3/4 D x 47 1/2 H (690 x 580 x 1205 mm) / C.O.M. fabric: 1.7 yd (1,55 m), Leather: 32 ft² (3 m²)										
DR-E-S	Swivel		527	553	593	633	687	775	893	1118
DR-E-T	Swivel-Tilt, 0 degree tilt-lock		588	614	654	694	748	836	954	1179
DR-E-Z	Synchro-tilt 2 to 1, 0 degree lock		583	609	649	689	743	831	949	1174
DR-E-E	Ergo 3 Paddles		594	620	660	700	754	842	960	1185
DR-E-F	Multi-Funct., Center Tilt, Infinite Lock		610	636	676	716	770	858	976	1201
DR-E-Y	Synchro-tilt 2 to 1, Ratchet Back		670	696	736	776	830	918	1036	1261
DR-E-K	Knee-Tilt		691	717	757	797	851	939	1057	1282
DR-E-P	Multi-Function, Knee-Tilt		780	806	846	886	940	1028	1146	1371
DR-E-B	24/7 Multi-Funct. Center Tilt, Ratchet Back		969	995	1035	1075	1129	1217	1335	1560
27 1/4 W x 22 3/4 D x 51 1/4 H (690 x 580 x 1300 mm) / C.O.M. fabric: 1.75 yd (1,6 m), Leather: 33 ft² (3,1 m²)										

OPTIONS

Adjustable Arm Options

	Code	List price
Width/Height Adjustable, Standard Pad	01	\$120
Width/Height Adjustable, S Pad	01S	\$120
Width/Height Adjustable, Contoured Pad	02	\$140
Width/Height Adjustable, Gel Pad	03	\$175
Width/Height Adjustable, Contoured Gel pad	04	\$175
Width/Height Adjust. Swing Arm, Contoured Gel Pad	05	\$285
Pivoting Width/Height Adjustable, Standard Pad	06	\$180
Pivoting Width/Height Adjustable, Contoured Pad	07	\$200
Pivoting Width/Height Adjustable, Gel Pad	08	\$230
Pivoting Width/Height Adjust., Contoured Gel Pad	09	\$230
Multi-Function, Urethane Pad	96	\$175
Multi-Function, Gel Pad	96G	\$190
Front/Back Slider on Adjustable Arms Only	FB	\$40

Seat Options

	Code	List price
Large Seat, 21"W x 20"D	L	\$20
Small Seat, 19 1/2"W x 18"D	S	N/C
Extra Small Seat, 17"W x 17"D	XS	\$22
Sliding Seat Pan	SS	\$60
Articulated Seat Pan, N/A on S Seats and XS Seats	AS	\$35
Pressure Sens. Foam, Reg. & L Seats	PS	\$80
Tail Bone Cut-Out	TB	\$110

Cylinder/Mechanism Options (see chart on page 4)

	Code	List price
Manual Lift	ML	N/C
80 mm Cylinder	80	N/C
100 mm Cylinder	100	N/C
120 mm Cylinder	120	N/C
140 mm Cylinder	140	\$25

Fixed Arm Options


	Code	List price
Fixed Arms, Urethane Armrest	27	\$125
Fixed Arms, Urethane Armrest	30	\$115
Fixed Arms, Urethane Armrest	40	\$115
Fixed Loop Arm, Urethane Armrest	46	\$110
Fixed C Arm, Urethane Armrest	47	\$115
Fixed Loop Arm, Urethane Armrest	47A	\$135
Fixed Aluminum Arm	60	\$145
Fixed Arms, Urethane Armrest	70	\$115
Fixed T Arms, Standard Pad	91	\$70

Back Options

	Code	List price
Air Lumbar	LU	\$85
Ratchet back, Standard on B & Y Mechanism	RB	\$70
High Post Back Bar +2"	HPB	\$27
High Ratchet Back Bar +2"	HRB	\$27

Base/Casters Options

	Code	List price
Polished Aluminum Base	AL	\$90
Black Aluminum Base	BAL	\$105
High Hub Aluminum Base	HAL	\$95
High Hub Black Resin Base	HBL	N/C
Fixed Ground Base	BF	N/C
Hard Surface Casters	SW	\$12
Glides	GL	\$10
3" Heavy Duty Casters, Std on Everest and Marathon	IC	\$44



To Order: Choose a back size and mechanism and any options from left to right and then add the fabric name and color number. **An example: DO-H-K-40-AS-Theory Lime:** Desire Monoshell High Back, Knee-tilt Mechanism, 40 Arms, Articulated Seat Pan.



Specifications

Monopiece steel frame and Suspension technique.
 1¼" medium-density foam on backrest.
 1⅞" high-density molded foam on seat.
 Fabric (or leather) cover with zipper, replaceable in the field.
 All components finished in black.
 Backrest height and width:
 Low backrest (L): 16"H x 17½"W (406 x 445 mm)
 High backrest (H): 21"H x 17½"W (533 x 445 mm)
 Director backrest (D): 27"H x 17½"W (686 x 445 mm)
 Exec backrest (E): 30"H x 17½"W (762 x 445 mm)
 Seat depth: 19" (483 mm)
 Seat width: 20" (508 mm)



Low backrest



High backrest



Director backrest



Exec backrest

Code	Description	Grade:	C.O.M. fabric							Leather
			A	B	C	D	E	F	G	
DO-L-S	Swivel	417	435	463	491	529	590	673	891	
DO-L-T	Swivel-Tilt, 0 degree tilt-lock	448	466	494	522	560	621	704	922	
DO-L-K	Knee-Tilt	581	599	627	655	693	754	837	1055	
27 ¼ W x 23 ¾ D x 37 ¾ H (690 x 605 x 960 mm) / C.O.M. fabric: 1.35 yd (1,25 m), Leather: 26 ft² (2,42 m²)										
DO-H-S	Swivel	461	483	517	551	597	672	772	990	
DO-H-T	Swivel-Tilt, 0 degree tilt-lock	492	514	548	582	628	703	803	1021	
DO-H-K	Knee-Tilt	625	647	681	715	761	836	936	1154	
27 ¼ W x 22 ¾ D x 41 ½ H (690 x 580 x 1055 mm) / C.O.M. fabric: 1.45 yd (1,35 m), Leather: 28 ft² (2,6 m²)										
DO-D-S	Swivel	511	535	572	609	659	740	850	1100	
DO-D-T	Swivel-Tilt, 0 degree tilt-lock	572	596	633	670	720	801	911	1161	
DO-D-K	Knee-Tilt	675	699	736	773	823	904	1014	1264	
27 ¼ W x 22 ¾ D x 47 ½ H (690 x 580 x 1205 mm) / C.O.M. fabric: 1.7 yd (1,55 m), Leather: 32 ft² (3 m²)										
DO-E-S	Swivel	562	588	628	668	722	810	928	1153	
DO-E-T	Swivel-Tilt, 0 degree tilt-lock	623	649	689	729	783	871	989	1214	
DO-E-K	Knee-Tilt	726	752	792	832	886	974	1092	1317	
27 ¼ W x 22 ¾ D x 51 ¼ H (690 x 580 x 1300 mm) / C.O.M. fabric: 1.75 yd (1,6 m), Leather: 33 ft² (3,1 m²)										

OPTIONS


Adjustable Arm Options	Code	List price
Width/Height Adjustable, Standard Pad	01	\$120
Width/Height Adjustable, S Pad	01S	\$120
Width/Height Adjustable, Contoured Pad	02	\$140
Width/Height Adjustable, Gel Pad	03	\$175
Width/Height Adjustable, Contoured Gel pad	04	\$175
Width/Height Adjust. Swing Arm, Contoured Gel Pad	05	\$285
Pivoting Width/Height Adjustable, Standard Pad	06	\$180
Pivoting Width/Height Adjustable, Contoured Pad	07	\$200
Pivoting Width/Height Adjustable, Gel Pad	08	\$230
Pivoting Width/Height Adjust., Contoured Gel Pad	09	\$230
Multi-Function, Urethane Pad	96	\$175
Multi-Function, Gel Pad	96G	\$190
Front/Back Slider on Adjustable Arms Only	FB	\$40

Seat Options	Code	List price
Articulated Seat Pan, N/A on S Seats	AS	\$35

Cylinder/Mechanism Options (see chart on page 4)	Code	List price
Manual Lift	ML	N/C
80 mm Cylinder	80	N/C
100 mm Cylinder	100	N/C
120 mm Cylinder	120	N/C
140 mm Cylinder	140	\$25

Fixed Arm Options	Code	List price
Fixed Arms, Urethane Armrest	27	\$125
Fixed Arms, Urethane Armrest	30	\$115
Fixed Arms, Urethane Armrest	40	\$115
Fixed Loop Arm, Urethane Armrest	46	\$110
Fixed C Arm, Urethane Armrest	47	\$115
Fixed Loop Arm, Urethane Armrest	47A	\$135
Fixed Aluminum Arm	60	\$145
Fixed Arms, Urethane Armrest	70	\$115
Fixed T Arms, Standard Pad	91	\$70

Base/Casters Options	Code	List price
Polished Aluminum Base	AL	\$90
Black Aluminum Base	BAL	\$105
High Hub Aluminum Base	HAL	\$95
High Hub Black Resin Base	HBL	N/C
Fixed Ground Base	BF	N/C
Hard Surface Casters	SW	\$12
Glides	GL	\$10
3" Heavy Duty Casters, Std on Everest and Marathon	IC	\$44



desire Side chair

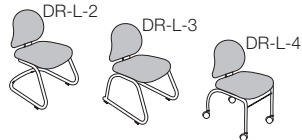
To Order: Choose a back size and any options from left to right and then add the fabric name and color number. **An example: DR-H-2-40-Theory Lime:** Desire Cantilever Base, High Back, 40 Arms.



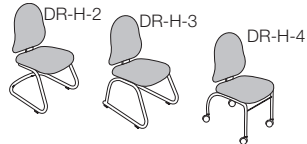
Specifications

Steel construction and Suspension technique.
 1¼" medium-density foam on backrest.
 1½" high-density molded foam on seat.
 Fabric (or leather) cover with zipper, replaceable in the field.
 All components finished in black.
 Backrest height and width:
 Low backrest (L): 16"H x 17½"W (406 x 445 mm)
 High backrest (H): 21"H x 17½"W (533 x 445 mm)
 Seat depth: 19" (483 mm)
 Seat width: 20" (508 mm)

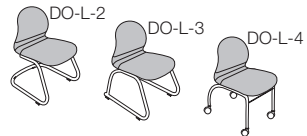
Low backrest



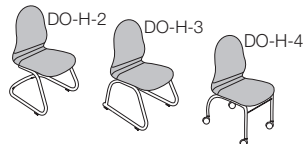
High backrest



Low backrest Monoshell



High backrest Monoshell



Code	Description	Grade:	C.O.M. fabric							Leather
			A	B	C	D	E	F	G	
DR-L-2	Cantilever Base on Glides	392	410	438	466	504	565	648	866	
DR-L-3	Sled Base with Glides	392	410	438	466	504	565	648	866	
DR-L-4	4 Leg Base on Casters	392	410	438	466	504	565	648	866	

27 ¼ W x 23 ¾ D x 35 H (690 x 605 x 890 mm) / C.O.M. fabric: 1.35 yd (1,25 m), Leather: 26 ft² (2,42 m²)

DR-H-2	Cantilever Base on Glides	421	443	477	511	557	632	732	950
DR-H-3	Sled Base with Glides	421	443	477	511	557	632	732	950
DR-H-4	4 Leg Base on Casters	421	443	477	511	557	632	732	950

27 ¼ W x 22 ¾ D x 38 ¾ H (690 x 580 x 985 mm) / C.O.M. fabric: 1.45 yd (1,35 m), Leather: 28 ft² (2,6 m²)

DO-L-2	Cantilever Base on Glides	385	403	431	459	497	558	641	859
DO-L-3	Sled Base with Glides	385	403	431	459	497	558	641	859
DO-L-4	4 Leg Base on Casters	385	403	431	459	497	558	641	859

27 ¼ W x 22 ¾ D x 35 H (690 x 580 x 890 mm) / C.O.M. fabric: 1.35 yd (1,25 m), Leather: 26 ft² (2,42 m²)

DO-H-2	Cantilever Base on Glides	420	442	476	510	556	631	731	949
DO-H-3	Sled Base with Glides	420	442	476	510	556	631	731	949
DO-H-4	4 Leg Base on Casters	420	442	476	510	556	631	731	949

27 ¼ W x 22 ¾ D x 38 ¾ H (690 x 580 x 1025 mm) / C.O.M. fabric: 1.45 yd (1,35 m), Leather: 28 ft² (2,6 m²)

OPTIONS

Fixed Arm Options

	Code	List price
Fixed Arms, Urethane Armrest	27	\$125
Fixed Arms, Urethane Armrest	30	\$115
Flip Up Tablet Arm, Left	33	\$215
Flip Up Tablet Arm, Right	34	\$215
Fixed Arms, Urethane Armrest	40	\$115
Fixed Loop Arm, Urethane Armrest	46	\$110
Fixed C Arm, Urethane Armrest	47	\$115
Fixed Loop Arm, Urethane Armrest	47A	\$135
Fixed Aluminum Arm	60	\$145
Fixed Arms, Urethane Armrest	70	\$115
Fixed T Arms, Standard Pad	91	\$70

Base/Casters Options

	Code	List price
Hard Surface Casters	SW	\$12
Glides	GL	\$10

Seat Options

	Code	List price
Large Seat, 21"W x 20"D	L	\$20
Articulated Seat Pan, N/A on S Seats and XS Seats	AS	\$35
Pressure Sens. Foam, Reg. & L Seats	PS	\$80


Finish Options

	Code	List price
Chrome	C	\$60

Laminate Options Tablet Arm

	Code	List price
Black Laminate Tablet Arm	BLL	N/C

Other tablet arm laminates available upon request³



To Order: Choose a back size and mechanism and any options from left to right and then add the fabric name and color number. **An example: FX-H-F-01-SS-120-Theory Lime:** Flex High Back, Multi-Function Mechanism, 01 Arms, Seat Slider, 120 mm Cylinder.



Specifications

Steel construction and Suspension technique.
 1 1/4" medium-density foam on backrest.
 1 7/8" high-density molded foam on seat.
 Fabric (or leather) cover with zipper, replaceable in the field.
 All components finished in black.
 Backrest height and width:
 Low backrest (L): 16"H x 17 1/2"W (406 x 445 mm)
 High backrest (H): 21"H x 17 1/2"W (533 x 445 mm)
 Director backrest (D): 27"H x 17 1/2"W (686 x 445 mm)
 Exec backrest (E): 30"H x 17 1/2"W (762 x 445 mm)
 Seat depth: 19" (483 mm)
 Seat width: 20" (508 mm)

Low backrest



Code	Description	Grade:	C.O.M. fabric							Leather
			A	B	C	D	E	F	G	
FX-L-S	Swivel		430	448	476	504	542	603	686	904
FX-L-T	Swivel-Tilt, 0 degree tilt-lock		461	479	507	535	573	634	717	935
FX-L-Z	Synchro-tilt 2 to 1, 0 degree lock		486	504	532	560	598	659	742	960
FX-L-E	Ergo 3 Paddles		497	515	543	571	609	670	753	971
FX-L-F	Multi-Funct., Center Tilt, Infinite Lock		513	531	559	587	625	686	769	987
FX-L-Y	Synchro-tilt 2 to 1, Ratchet Back		573	591	619	647	685	746	829	1047
FX-L-K	Knee-Tilt		594	612	640	668	706	767	850	1068
FX-L-P	Multi-Function, Knee-Tilt		683	701	729	757	795	856	939	1157
FX-L-B	24/7 Multi-Funct. Center Tilt, Ratchet Back		872	890	918	946	984	1045	1128	1346

27 1/4 W x 24 3/4 D x 37 1/4 H (690 x 630 x 945 mm) / C.O.M. fabric: 1.35 yd (1,25 m), Leather: 26 ft² (2,42 m²)

High backrest



FX-H-S	Swivel		447	469	503	537	583	658	758	976
FX-H-T	Swivel-Tilt, 0 degree tilt-lock		478	500	534	568	614	689	789	1007
FX-H-Z	Synchro-tilt 2 to 1, 0 degree lock		503	525	559	593	639	714	814	1032
FX-H-E	Ergo 3 Paddles		514	536	570	604	650	725	825	1043
FX-H-F	Multi-Funct., Center Tilt, Infinite Lock		530	552	586	620	666	741	841	1059
FX-H-Y	Synchro-tilt 2 to 1, Ratchet Back		590	612	646	680	726	801	901	1119
FX-H-K	Knee-Tilt		611	633	667	701	747	822	922	1140
FX-H-P	Multi-Function, Knee-Tilt		700	722	756	790	836	911	1011	1229
FX-H-B	24/7 Multi-Funct. Center Tilt, Ratchet Back		889	911	945	979	1025	1100	1200	1418

27 1/4 W x 21 3/4 D x 41 H (690 x 550 x 1040 mm) / C.O.M. fabric: 1.45 yd (1,35 m), Leather: 28 ft² (2,6 m²)

OPTIONS

Adjustable Arm Options

	Code	List price
Width/Height Adjustable, Standard Pad	01	\$120
Width/Height Adjustable, S Pad	01S	\$120
Width/Height Adjustable, Contoured Pad	02	\$140
Width/Height Adjustable, Gel Pad	03	\$175
Width/Height Adjustable, Contoured Gel pad	04	\$175
Width/Height Adjust. Swing Arm, Contoured Gel Pad	05	\$285
Pivoting Width/Height Adjustable, Standard Pad	06	\$180
Pivoting Width/Height Adjustable, Contoured Pad	07	\$200
Pivoting Width/Height Adjustable, Gel Pad	08	\$230
Pivoting Width/Height Adjust., Contoured Gel Pad	09	\$230
Multi-Function, Urethane Pad	96	\$175
Multi-Function, Gel Pad	96G	\$190
Front/Back Slider on Adjustable Arms Only	FB	\$40

Seat Options

	Code	List price
Large Seat, 21"W x 20"D	L	\$20
Small Seat, 19 1/2"W x 18"D	S	N/C
Extra Small Seat, 17"W x 17"D	XS	\$22
Sliding Seat Pan	SS	\$60
Articulated Seat Pan, N/A on S Seats and XS Seats	AS	\$35
Pressure Sens. Foam, Reg. & L Seats	PS	\$80
Tail Bone Cut-Out	TB	\$110

Back Options

	Code	List price
Air Lumbar	LU	\$85
Ratchet back, Standard on B & Y Mechanism	RB	\$70
High Post Back Bar +2"	HPB	\$27
High Ratchet Back Bar +2"	HRB	\$27

Fixed Arm Options

	Code	List price
Fixed Arms, Urethane Armrest	27	\$125
Fixed Arms, Urethane Armrest	30	\$115
Fixed Arms, Urethane Armrest	40	\$115
Fixed Loop Arm, Urethane Armrest	46	\$110
Fixed C Arm, Urethane Armrest	47	\$115
Fixed Loop Arm, Urethane Armrest	47A	\$135
Fixed Aluminum Arm	60	\$145
Fixed Arms, Urethane Armrest	70	\$115
Fixed T Arms, Standard Pad	91	\$70


Base/Casters Options

	Code	List price
Polished Aluminum Base	AL	\$90
Black Aluminum Base	BAL	\$105
High Hub Aluminum Base	HAL	\$95
High Hub Black Resin Base	HBL	N/C
Fixed Ground Base	BF	N/C
Hard Surface Casters	SW	\$12
Glides	GL	\$10
3" Heavy Duty Casters, Std on Everest and Marathon	IC	\$44

Cylinder/Mechanism Options (see chart on page 4)

	Code	List price
Manual Lift	ML	N/C
80 mm Cylinder	80	N/C
100 mm Cylinder	100	N/C
120 mm Cylinder	120	N/C
140 mm Cylinder	140	\$25
Drafting Kit 8" Stroke, E,S Mech., L&H Backs Only	200	\$120
Drafting Kit 10" Stroke, E,S Mech., L&H Backs Only	250	\$120
12" Fixed Footrest, E,S Mec. w/250 cyl. Only	FFR	\$20

TASK/ERGONOMIC



flex Task Chairs

To Order: Choose a back size and mechanism and any options from left to right and then add the fabric name and color number. **An example: FX-D-F-01-SS-120-Theory Lime:** Flex Director Back, Multi-Function Mechanism, 01 Arms, Seat Slider, 120 mm Cylinder.



Specifications

Steel construction and Suspension technique.
 1¼" medium-density foam on backrest.
 1⅞" high-density molded foam on seat.
 Fabric (or leather) cover with zipper, replaceable in the field.
 All components finished in black.
 Backrest height and width:
 Low backrest (L): 16"H x 17½"W (406 x 445 mm)
 High backrest (H): 21"H x 17½"W (533 x 445 mm)
 Director backrest (D): 27"H x 17½"W (686 x 445 mm)
 Exec backrest (E): 30"H x 17½"W (762 x 445 mm)
 Seat depth: 19" (483 mm)
 Seat width: 20" (508 mm)

Director backrest



Code	Description	Grade:	C.O.M. fabric							Leather
			A	B	C	D	E	F	G	
FX-D-S	Swivel		488	512	549	586	636	717	827	1077
FX-D-T	Swivel-Tilt, 0 degree tilt-lock		549	573	610	647	697	778	888	1138
FX-D-Z	Synchro-tilt 2 to 1, 0 degree lock		544	568	605	642	692	773	883	1133
FX-D-E	Ergo 3 Paddles		555	579	616	653	703	784	894	1144
FX-D-F	Multi-Funct., Center Tilt, Infinite Lock		571	595	632	669	719	800	910	1160
FX-D-Y	Synchro-tilt 2 to 1, Ratchet Back		631	655	692	729	779	860	970	1220
FX-D-K	Knee-Tilt		652	676	713	750	800	881	991	1241
FX-D-P	Multi-Function, Knee-Tilt		741	765	802	839	889	970	1080	1330
FX-D-B	24/7 Multi-Funct. Center Tilt, Ratchet Back		930	954	991	1028	1078	1159	1269	1519

27 ¼ W x 21 ¾ D x 47 H (690 x 550 x 1195 mm) / C.O.M. fabric: 1.7 yd (1,55 m), Leather: 32 ft² (3 m²)

Exec backrest



FX-E-S	Swivel		527	553	593	633	687	775	893	1118
FX-E-T	Swivel-Tilt, 0 degree tilt-lock		588	614	654	694	748	836	954	1179
FX-E-Z	Synchro-tilt 2 to 1, 0 degree lock		583	609	649	689	743	831	949	1174
FX-E-E	Ergo 3 Paddles		594	620	660	700	754	842	960	1185
FX-E-F	Multi-Funct., Center Tilt, Infinite Lock		610	636	676	716	770	858	976	1201
FX-E-Y	Synchro-tilt 2 to 1, Ratchet Back		670	696	736	776	830	918	1036	1261
FX-E-K	Knee-Tilt		691	717	757	797	851	939	1057	1282
FX-E-P	Multi-Function, Knee-Tilt		780	806	846	886	940	1028	1146	1371
FX-E-B	24/7 Multi-Funct. Center Tilt, Ratchet Back		969	995	1035	1075	1129	1217	1335	1560

27 ¼ W x 21 ¾ D x 50 ¾ H (690 x 550 x 1290 mm) / C.O.M. fabric: 1.75 yd (1,6 m), Leather: 33 ft² (3,1 m²)

OPTIONS

Adjustable Arm Options

	Code	List price
Width/Height Adjustable, Standard Pad	01	\$120
Width/Height Adjustable, S Pad	01S	\$120
Width/Height Adjustable, Contoured Pad	02	\$140
Width/Height Adjustable, Gel Pad	03	\$175
Width/Height Adjustable, Contoured Gel pad	04	\$175
Width/Height Adjust. Swing Arm, Contoured Gel Pad	05	\$285
Pivoting Width/Height Adjustable, Standard Pad	06	\$180
Pivoting Width/Height Adjustable, Contoured Pad	07	\$200
Pivoting Width/Height Adjustable, Gel Pad	08	\$230
Pivoting Width/Height Adjust., Contoured Gel Pad	09	\$230
Multi-Function, Urethane Pad	96	\$175
Multi-Function, Gel Pad	96G	\$190
Front/Back Slider on Adjustable Arms Only	FB	\$40

Seat Options

	Code	List price
Large Seat, 21"W x 20"D	L	\$20
Small Seat, 19 1/2"W x 18"D	S	N/C
Extra Small Seat, 17"W x 17"D	XS	\$22
Sliding Seat Pan	SS	\$60
Articulated Seat Pan, N/A on S Seats and XS Seats	AS	\$35
Pressure Sens. Foam, Reg. & L Seats	PS	\$80
Tail Bone Cut-Out	TB	\$110

Cylinder/Mechanism Options (see chart on page 4)

	Code	List price
Manual Lift	ML	N/C
80 mm Cylinder	80	N/C
100 mm Cylinder	100	N/C
120 mm Cylinder	120	N/C
140 mm Cylinder	140	\$25

Fixed Arm Options


	Code	List price
Fixed Arms, Urethane Armrest	27	\$125
Fixed Arms, Urethane Armrest	30	\$115
Fixed Arms, Urethane Armrest	40	\$115
Fixed Loop Arm, Urethane Armrest	46	\$110
Fixed C Arm, Urethane Armrest	47	\$115
Fixed Loop Arm, Urethane Armrest	47A	\$135
Fixed Aluminum Arm	60	\$145
Fixed Arms, Urethane Armrest	70	\$115
Fixed T Arms, Standard Pad	91	\$70

Back Options

	Code	List price
Air Lumbar	LU	\$85
Ratchet back, Standard on B & Y Mechanism	RB	\$70
High Post Back Bar +2"	HPB	\$27
High Ratchet Back Bar +2"	HRB	\$27

Base/Casters Options

	Code	List price
Polished Aluminum Base	AL	\$90
Black Aluminum Base	BAL	\$105
High Hub Aluminum Base	HAL	\$95
High Hub Black Resin Base	HBL	N/C
Fixed Ground Base	BF	N/C
Hard Surface Casters	SW	\$12
Glides	GL	\$10
3" Heavy Duty Casters, Std on Everest and Marathon	IC	\$44



flex Monoshell task chair

To Order: Choose a back size and mechanism and any options from left to right and then add the fabric name and color number. **An example: FO-H-K-30-AS-Theory Lime:** Flex Monoshell High Back, Knee-tilt Mechanism, 30 Arms, Articulated Seat Pan.



Specifications

Monopiece steel frame and Suspension technique.
 1¼" medium-density foam on backrest.
 1⅝" high-density molded foam on seat.
 Fabric (or leather) cover with zipper, replaceable in the field.
 All components finished in black.
 Backrest height and width:
 Low backrest (L): 16"H x 17½"W (406 x 445 mm)
 High backrest (H): 21"H x 17½"W (533 x 445 mm)
 Director backrest (D): 27"H x 17½"W (686 x 445 mm)
 Exec backrest (E): 30"H x 17½"W (762 x 445 mm)
 Seat depth: 19" (483 mm)
 Seat width: 20" (508 mm)

Low backrest



Code	Description	Grade:	C.O.M. fabric						Leather
			A	B	C	D	E	F	
FO-L-S	Swivel	417	435	463	491	529	590	673	912
FO-L-T	Swivel-Tilt, 0 degree tilt-lock	448	466	494	522	560	621	704	943
FO-L-K	Knee-Tilt	581	599	627	655	693	754	837	1076

27 ¼ W x 24 ¾ D x 37 ¼ H (690 x 630 x 945 mm) / C.O.M. fabric: 1.35 yd (1,25 m), Leather: 26 ft² (2,42 m²)

High backrest



FO-H-S	Swivel	461	483	517	551	597	672	772	1011
FO-H-T	Swivel-Tilt, 0 degree tilt-lock	492	514	548	582	628	703	803	1042
FO-H-K	Knee-Tilt	625	647	681	715	761	836	936	1175

27 ¼ W x 21 ¾ D x 41 H (690 x 550 x 1040 mm) / C.O.M. fabric: 1.45 yd (1,35 m), Leather: 28 ft² (2,6 m²)

Director backrest



FO-D-S	Swivel	511	535	572	609	659	740	850	1121
FO-D-T	Swivel-Tilt, 0 degree tilt-lock	572	596	633	670	720	801	911	1182
FO-D-K	Knee-Tilt	675	699	736	773	823	904	1014	1285

27 ¼ W x 21 ¾ D x 47 H (690 x 550 x 1195 mm) / C.O.M. fabric: 1.7 yd (1,55 m), Leather: 32 ft² (3 m²)

Exec backrest



FO-E-S	Swivel	562	588	628	668	722	810	928	1174
FO-E-T	Swivel-Tilt, 0 degree tilt-lock	623	649	689	729	783	871	989	1235
FO-E-K	Knee-Tilt	726	752	792	832	886	974	1092	1338

27 ¼ W x 21 ¾ D x 50 ¾ H (690 x 550 x 1290 mm) / C.O.M. fabric: 1.75 yd (1,6 m), Leather: 33 ft² (3,1 m²)

OPTIONS

Adjustable Arm Options

	Code	List price
Width/Height Adjustable, Standard Pad	01	\$120
Width/Height Adjustable, S Pad	01S	\$120
Width/Height Adjustable, Contoured Pad	02	\$140
Width/Height Adjustable, Gel Pad	03	\$175
Width/Height Adjustable, Contoured Gel pad	04	\$175
Width/Height Adjust. Swing Arm, Contoured Gel Pad	05	\$285
Pivoting Width/Height Adjustable, Standard Pad	06	\$180
Pivoting Width/Height Adjustable, Contoured Pad	07	\$200
Pivoting Width/Height Adjustable, Gel Pad	08	\$230
Pivoting Width/Height Adjust., Contoured Gel Pad	09	\$230
Multi-Function, Urethane Pad	96	\$175
Multi-Function, Gel Pad	96G	\$190
Front/Back Slider on Adjustable Arms Only	FB	\$40

Seat Options

	Code	List price
Articulated Seat Pan, N/A on S Seats	AS	\$35

Cylinder/Mechanism Options (see chart on page 4)


	Code	List price
Manual Lift	ML	N/C
80 mm Cylinder	80	N/C
100 mm Cylinder	100	N/C
120 mm Cylinder	120	N/C
140 mm Cylinder	140	\$25

Fixed Arm Options

	Code	List price
Fixed Arms, Urethane Armrest	27	\$125
Fixed Arms, Urethane Armrest	30	\$115
Fixed Arms, Urethane Armrest	40	\$115
Fixed Loop Arm, Urethane Armrest	46	\$110
Fixed C Arm, Urethane Armrest	47	\$115
Fixed Loop Arm, Urethane Armrest	47A	\$135
Fixed Aluminum Arm	60	\$145
Fixed Arms, Urethane Armrest	70	\$115
Fixed T Arms, Standard Pad	91	\$70

Base/Casters Options

	Code	List price
Polished Aluminum Base	AL	\$90
Black Aluminum Base	BAL	\$105
High Hub Aluminum Base	HAL	\$95
High Hub Black Resin Base	HBL	N/C
Fixed Ground Base	BF	N/C
Hard Surface Casters	SW	\$12
Glides	GL	\$10
3" Heavy Duty Casters, Std on Everest and Marathon	IC	\$44



flex Side chair

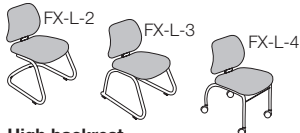
To Order: Choose a back size and any options from left to right and then add the fabric name and color number. **An example: FX-H-2-30-Theory Lime:** Flex Cantilever Base, High Back, 30 Arms.



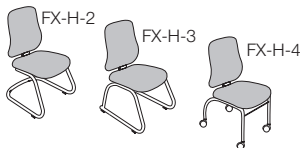
Specifications

Steel construction and Suspension technique.
 1¼" medium-density foam on backrest.
 1½" high-density molded foam on seat.
 Fabric (or leather) cover with zipper, replaceable in the field.
 All components finished in black.
 Backrest height and width:
 Low backrest (L): 16"H x 17½"W (406 x 445 mm)
 High backrest (H): 21"H x 17½"W (533 x 445 mm)
 Seat depth: 19" (483 mm)
 Seat width: 20" (508 mm)

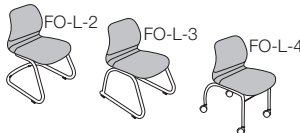
Low backrest



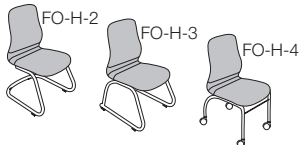
High backrest



Low backrest Monoshell



High backrest Monoshell



Code	Description	Grade:	C.O.M. fabric						Leather
			A	B	C	D	E	F	
FX-L-2	Cantilever Base on Glides	392	410	438	466	504	565	648	866
FX-L-3	Sled Base with Glides	392	410	438	466	504	565	648	866
FX-L-4	4 Leg Base on Casters	392	410	438	466	504	565	648	866

27 ¼ W x 24 ¾ D x 34 ½ H (690 x 630 x 875 mm) / C.O.M. fabric: 1.35 yd (1,25 m), Leather: 26 ft² (2,42 m²)

FX-H-2	Cantilever Base on Glides	421	443	477	511	557	632	732	950
FX-H-3	Sled Base with Glides	421	443	477	511	557	632	732	950
FX-H-4	4 Leg Base on Casters	421	443	477	511	557	632	732	950

27 ¼ W x 21 ¾ D x 38 ¼ H (690 x 550 x 970 mm) / C.O.M. fabric: 1.45 yd (1,35 m), Leather: 28 ft² (2,6 m²)

FO-L-2	Cantilever Base on Glides	385	403	431	459	497	558	641	880
FO-L-3	Sled Base with Glides	385	403	431	459	497	558	641	880
FO-L-4	4 Leg Base on Casters	385	403	431	459	497	558	641	880

27 ¼ W x 21 ¾ D x 34 ½ H (690 x 550 x 875 mm) / C.O.M. fabric: 1.35 yd (1,25 m), Leather: 26 ft² (2,42 m²)

FO-H-2	Cantilever Base on Glides	420	442	476	510	556	631	731	970
FO-H-3	Sled Base with Glides	420	442	476	510	556	631	731	970
FO-H-4	4 Leg Base on Casters	420	442	476	510	556	631	731	970

27 ¼ W x 21 ¾ D x 38 ¼ H (690 x 550 x 970 mm) / C.O.M. fabric: 1.45 yd (1,35 m), Leather: 28 ft² (2,6 m²)

OPTIONS


Fixed Arm Options	Code	List price	Seat Options	Code	List price
Fixed Arms, Urethane Armrest	27	\$125	Large Seat, 21"W x 20"D	L	\$20
Fixed Arms, Urethane Armrest	30	\$115	Articulated Seat Pan, N/A on S Seats and XS Seats	AS	\$35
Flip Up Tablet Arm, Left	33	\$215	Pressure Sens. Foam, Reg. & L Seats	PS	\$80
Flip Up Tablet Arm, Right	34	\$215			
Fixed Arms, Urethane Armrest	40	\$115			
Fixed Loop Arm, Urethane Armrest	46	\$110			
Fixed C Arm, Urethane Armrest	47	\$115			
Fixed Loop Arm, Urethane Armrest	47A	\$135			
Fixed Aluminum Arm	60	\$145			
Fixed Arms, Urethane Armrest	70	\$115			
Fixed T Arms, Standard Pad	91	\$70			

Base/Casters Options	Code	List price
Hard Surface Casters	SW	\$12
Glides	GL	\$10

Finish Options	Code	List price
Chrome	C	\$60

Laminate Options Tablet Arm	Code	List price
Black Laminate Tablet Arm	BLL	N/C

Other tablet arm laminates available upon request



sensaflex Task Chairs

To Order: Choose a back size and mechanism and any options from left to right and then add the fabric name and color number. **An example: SA-H-F-01-SS-120-Theory Lime:** Sensaflex High Back, Multi-Function Mechanism, 01 Arms, Seat Slider, 120 mm Cylinder.



SA-L-E-03

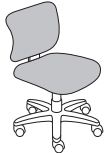


SA-H-E-02-RB

Specifications

Steel construction and Suspension technique.
 1 1/4" medium-density foam on backrest.
 1 7/8" high-density molded foam on seat.
 Fabric (or leather) cover with zipper, replaceable in the field.
 All components finished in black.
 Backrest height and width:
 Low backrest (L): 16"H x 18"W (406 x 457mm)
 High backrest (H): 21"H x 18"W (533 x 457mm)
 Director backrest (D): 27"H x 18"W (686 x 457mm)
 Exec backrest (E): 30"H x 18"W (762 x 457mm)
 Seat depth: 19" (483 mm)
 Seat width: 20" (508 mm)

Low backrest



Code	Description	Grade:	C.O.M. fabric							Leather
			A	B	C	D	E	F	G	
SA-L-S	Swivel		462	480	508	536	574	635	718	936
SA-L-T	Swivel-Tilt, 0 degree tilt-lock		493	511	539	567	605	666	749	967
SA-L-Z	Synchro-tilt 2 to 1, 0 degree lock		518	536	564	592	630	691	774	992
SA-L-E	Ergo 3 Paddles		529	547	575	603	641	702	785	1003
SA-L-F	Multi-Funct., Center Tilt, Infinite Lock		545	563	591	619	657	718	801	1019
SA-L-Y	Synchro-tilt 2 to 1, Ratchet Back		605	623	651	679	717	778	861	1079
SA-L-K	Knee-Tilt		626	644	672	700	738	799	882	1100
SA-L-P	Multi-Function, Knee-Tilt		715	733	761	789	827	888	971	1189
SA-L-B	24/7 Multi-Funct. Center Tilt, Ratchet Back		904	922	950	978	1016	1077	1160	1378

27 1/4 W x 23 3/4 D x 37 1/4 H (690 x 605 x 945 mm) / C.O.M. fabric: 1.35 yd (1,25 m), Leather: 24 ft² (2,23 m²)

High backrest



SA-H-S	Swivel		479	501	535	569	615	690	790	1008
SA-H-T	Swivel-Tilt, 0 degree tilt-lock		510	532	566	600	646	721	821	1039
SA-H-Z	Synchro-tilt 2 to 1, 0 degree lock		535	557	591	625	671	746	846	1064
SA-H-E	Ergo 3 Paddles		546	568	602	636	682	757	857	1075
SA-H-F	Multi-Funct., Center Tilt, Infinite Lock		562	584	618	652	698	773	873	1091
SA-H-Y	Synchro-tilt 2 to 1, Ratchet Back		622	644	678	712	758	833	933	1151
SA-H-K	Knee-Tilt		643	665	699	733	779	854	954	1172
SA-H-P	Multi-Function, Knee-Tilt		732	754	788	822	868	943	1043	1261
SA-H-B	24/7 Multi-Funct. Center Tilt, Ratchet Back		921	943	977	1011	1057	1132	1232	1450

27 1/4 W x 21 3/4 D x 41 H (690 x 550 x 1040 mm) / C.O.M. fabric: 1.5 yd (1,35 m), Leather: 26 ft² (2,42 m²)

OPTIONS

Adjustable Arm Options

	Code	List price
Width/Height Adjustable, Standard Pad	01	\$120
Width/Height Adjustable, S Pad	01S	\$120
Width/Height Adjustable, Contoured Pad	02	\$140
Width/Height Adjustable, Gel Pad	03	\$175
Width/Height Adjustable, Contoured Gel pad	04	\$175
Width/Height Adjust. Swing Arm, Contoured Gel Pad	05	\$285
Pivoting Width/Height Adjustable, Standard Pad	06	\$180
Pivoting Width/Height Adjustable, Contoured Pad	07	\$200
Pivoting Width/Height Adjustable, Gel Pad	08	\$230
Pivoting Width/Height Adjust., Contoured Gel Pad	09	\$230
Multi-Function, Urethane Pad	96	\$175
Multi-Function, Gel Pad	96G	\$190
Front/Back Slider on Adjustable Arms Only	FB	\$40

Seat Options

	Code	List price
Large Seat, 21"W x 20"D	L	\$20
Small Seat, 19 1/2"W x 18"D	S	N/C
Extra Small Seat, 17"W x 17"D	XS	\$22
Sliding Seat Pan	SS	\$60
Articulated Seat Pan, N/A on S Seats and XS Seats	AS	\$35
Pressure Sens. Foam, Reg. & L Seats	PS	\$80

Base/Casters Options

	Code	List price
Polished Aluminum Base	AL	\$90
Black Aluminum Base	BAL	\$105
High Hub Aluminum Base	HAL	\$95
High Hub Black Resin Base	HBL	N/C
Fixed Ground Base	BF	N/C
Hard Surface Casters	SW	\$12
Glides	GL	\$10
3" Heavy Duty Casters, Std on Everest and Marathon	IC	\$44

Fixed Arm Options

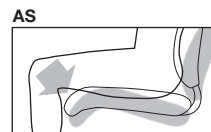
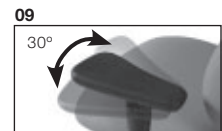
	Code	List price
Fixed Arms, Urethane Armrest	27	\$125
Fixed Arms, Urethane Armrest	30	\$115
Fixed Arms, Urethane Armrest	40	\$115
Fixed Loop Arm, Urethane Armrest	46	\$110
Fixed C Arm, Urethane Armrest	47	\$115
Fixed Loop Arm, Urethane Armrest	47A	\$135
Fixed Aluminum Arm	60	\$145
Fixed Arms, Urethane Armrest	70	\$115
Fixed T Arms, Standard Pad	91	\$70

Back Options

	Code	List price
Air Lumbar	LU	\$85
Ratchet back, Standard on B & Y Mechanism	RB	\$70
High Post Back Bar +2"	HPB	\$27
High Ratchet Back Bar +2"	HRB	\$27

Cylinder/Mechanism Options (see chart on page 4)

	Code	List price
Manual Lift	ML	N/C
80 mm Cylinder	80	N/C
100 mm Cylinder	100	N/C
120 mm Cylinder	120	N/C
140 mm Cylinder	140	\$25
Drafting Kit 8" Stroke, E,S Mech., L&H Backs Only	200	\$120
Drafting Kit 10" Stroke, E,S Mech., L&H Backs Only	250	\$120
12" Fixed Footrest, E,S Mec. w/250 cyl. Only	FFR	\$20



To Order: Choose a back size and mechanism and any options from left to right and then add the fabric name and color number. **An example: SA-D-F-01-SS-120-Theory Lime:** Sensaflex Director Back, Multi-Function Mechanism, 01 Arms, Seat Slider, 120 mm Cylinder.



SA-D-E-02-RB

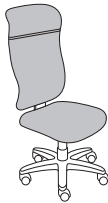
Specifications

Steel construction and Suspension technique.
 1 1/4" medium-density foam on backrest.
 1 1/2" high-density molded foam on seat.
 Fabric (or leather) cover with zipper, replaceable in the field.
 All components finished in black.
 Backrest height and width:
 Low backrest (L): 16"H x 18"W (406 x 457mm)
 High backrest (H): 21"H x 18"W (533 x 457mm)
 Director backrest (D): 27"H x 18"W (686 x 457mm)
 Exec backrest (E): 30"H x 18"W (762 x 457mm)
 Seat depth: 19" (483 mm)
 Seat width: 20" (508 mm)

Director backrest



Exec backrest



Code	Description	Grade:	C.O.M. fabric							Leather
			A	B	C	D	E	F	G	
SA-D-S	Swivel		589	615	655	695	749	837	955	1180
SA-D-T	Swivel-Tilt, 0 degree tilt-lock		650	676	716	756	810	898	1016	1241
SA-D-Z	Synchro-tilt 2 to 1, 0 degree lock		645	671	711	751	805	893	1011	1236
SA-D-E	Ergo 3 Paddles		656	682	722	762	816	904	1022	1247
SA-D-F	Multi-Funct., Center Tilt, Infinite Lock		672	698	738	778	832	920	1038	1263
SA-D-Y	Synchro-tilt 2 to 1, Ratchet Back		732	758	798	838	892	980	1098	1323
SA-D-K	Knee-Tilt		753	779	819	859	913	1001	1119	1344
SA-D-P	Multi-Function, Knee-Tilt		842	868	908	948	1002	1090	1208	1433
SA-D-B	24/7 Multi-Funct. Center Tilt, Ratchet Back		1031	1057	1097	1137	1191	1279	1397	1622
27 1/4 W x 21 3/4 D x 47 H (690 x 550 x 1195 mm) / C.O.M. fabric: 1.75 yd (1,6 m), Leather: 30 ft² (2,8 m²)										
SA-E-S	Swivel		589	615	655	695	749	837	955	1180
SA-E-T	Swivel-Tilt, 0 degree tilt-lock		650	676	716	756	810	898	1016	1241
SA-E-Z	Synchro-tilt 2 to 1, 0 degree lock		645	671	711	751	805	893	1011	1236
SA-E-E	Ergo 3 Paddles		656	682	722	762	816	904	1022	1247
SA-E-F	Multi-Funct., Center Tilt, Infinite Lock		672	698	738	778	832	920	1038	1263
SA-E-Y	Synchro-tilt 2 to 1, Ratchet Back		732	758	798	838	892	980	1098	1323
SA-E-K	Knee-Tilt		753	779	819	859	913	1001	1119	1344
SA-E-P	Multi-Function, Knee-Tilt		842	868	908	948	1002	1090	1208	1433
SA-E-B	24/7 Multi-Funct. Center Tilt, Ratchet Back		1031	1057	1097	1137	1191	1279	1397	1622
27 1/4 W x 21 3/4 D x 50 3/4 H (690 x 550 x 1290 mm) / C.O.M. fabric: 1.8 yd (1,65 m), Leather: 32 ft² (3 m²)										

OPTIONS

Adjustable Arm Options

Code	List price
01	\$120
01S	\$120
02	\$140
03	\$175
04	\$175
05	\$285
06	\$180
07	\$200
08	\$230
09	\$230
96	\$175
96G	\$190
FB	\$40

Seat Options

Code	List price
L	\$20
S	N/C
XS	\$22
SS	\$60
AS	\$35
PS	\$80

Cylinder/Mechanism Options (see chart on page 4)

Code	List price
ML	N/C
80	N/C
100	N/C
120	N/C
140	\$25

Fixed Arm Options


Code	List price
27	\$125
30	\$115
40	\$115
46	\$110
47	\$115
47A	\$135
60	\$145
70	\$115
91	\$70

Back Options

Code	List price
LU	\$85
RB	\$70
HPB	\$27
HRB	\$27

Base/Casters Options

Code	List price
AL	\$90
BAL	\$105
HAL	\$95
HBL	N/C
BF	N/C
SW	\$12
GL	\$10
IC	\$44



sensaflex

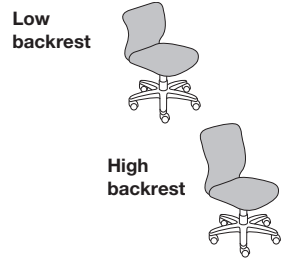
Task Chairs Monoshell

To Order: Choose a back size and mechanism and any options from left to right and then add the fabric name and color number. **An example: SO-H-K-40-AS-Theory Lime:** Sensaflex Monoshell High Back, Knee-tilt Mechanism, 40 Arms, Articulated Seat Pan.



Specifications

Monopiece steel frame and Suspension technique.
 1 1/4" medium-density foam on backrest.
 1 7/8" high-density molded foam on seat.
 Fabric (or leather) cover with zipper, replaceable in the field.
 All components finished in black.
 Backrest height and width:
 Low backrest (L): 16"H x 18"W (406 x 457mm)
 High backrest (H): 21"H x 18"W (533 x 457mm)
 Director backrest (D): 27"H x 18"W (686 x 457mm)
 Exec backrest (E): 30"H x 18"W (762 x 457mm)
 Seat depth: 19" (483 mm)
 Seat width: 20" (508 mm)

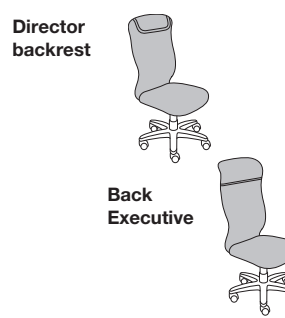


Code	Description	Grade:	C.O.M. fabric						Leather	
			A	B	C	D	E	F		G
SO-L-S	Swivel		492	510	538	566	604	665	748	1014
SO-L-T	Swivel-Tilt, 0 degree tilt-lock		523	541	569	597	635	696	779	1045
SO-L-K	Knee-Tilt		656	674	702	730	768	829	912	1178

27 1/4 W x 23 3/4 D x 37 1/4 H (690 x 605 x 945 mm) / C.O.M. fabric: 1.5 yd (1,35 m), Leather: 28 ft² (2,6 m²)

SO-H-S	Swivel		538	560	594	628	674	749	849	1109
SO-H-T	Swivel-Tilt, 0 degree tilt-lock		569	591	625	659	705	780	880	1140
SO-H-K	Knee-Tilt		702	724	758	792	838	913	1013	1273

27 1/4 W x 21 3/4 D x 41 H (690 x 550 x 1040 mm) / C.O.M. fabric: 1.6 yd (1,45 m), Leather: 30 ft² (2,8 m²)



SO-D-S	Swivel		651	677	717	757	811	899	1017	1284
SO-D-T	Swivel-Tilt, 0 degree tilt-lock		712	738	778	818	872	960	1078	1345
SO-D-K	Knee-Tilt		815	841	881	921	975	1063	1181	1448

27 1/4 W x 21 3/4 D x 47 H (690 x 550 x 1195 mm) / C.O.M. fabric: 1.85 yd (1,7 m), Leather: 33 ft² (3,1 m²)

SO-E-S	Swivel		651	677	717	757	811	899	1017	1284
SO-E-T	Swivel-Tilt, 0 degree tilt-lock		712	738	778	818	872	960	1078	1345
SO-E-K	Knee-Tilt		815	841	881	921	975	1063	1181	1448

27 1/4 W x 21 3/4 D x 50 3/4 H (690 x 550 x 1290 mm) / C.O.M. fabric: 1.9 yd (1,75 m), Leather: 35 ft² (3,25 m²)

OPTIONS


Adjustable Arm Options	Code	List price
Width/Height Adjustable, Standard Pad	01	\$120
Width/Height Adjustable, S Pad	01S	\$120
Width/Height Adjustable, Contoured Pad	02	\$140
Width/Height Adjustable, Gel Pad	03	\$175
Width/Height Adjustable, Contoured Gel pad	04	\$175
Width/Height Adjust. Swing Arm, Contoured Gel Pad	05	\$285
Pivoting Width/Height Adjustable, Standard Pad	06	\$180
Pivoting Width/Height Adjustable, Contoured Pad	07	\$200
Pivoting Width/Height Adjustable, Gel Pad	08	\$230
Pivoting Width/Height Adjust., Contoured Gel Pad	09	\$230
Multi-Function, Urethane Pad	96	\$175
Multi-Function, Gel Pad	96G	\$190
Front/Back Slider on Adjustable Arms Only	FB	\$40

Seat Options	Code	List price
Articulated Seat Pan, N/A on S Seats	AS	\$35

Cylinder/Mechanism Options (see chart on page 4)	Code	List price
Manual Lift	ML	N/C
80 mm Cylinder	80	N/C
100 mm Cylinder	100	N/C
120 mm Cylinder	120	N/C
140 mm Cylinder	140	\$25

Fixed Arm Options	Code	List price
Fixed Arms, Urethane Armrest	27	\$125
Fixed Black Alum. Arm, Ureth. Armrests, S,T,K mec. only	29	\$180
Fixed Pol. Alum. Arm, Ureth. Armrests, S,T,K mec. only	29P	\$180
Fixed Arms, Urethane Armrest	30	\$115
Fixed Arms, Urethane Armrest	40	\$115
Fixed Loop Arm, Urethane Armrest	46	\$110
Fixed C Arm, Urethane Armrest	47	\$115
Fixed Loop Arm, Urethane Armrest	47A	\$135
Fixed Aluminum Arm	60	\$145
Fixed Arms, Urethane Armrest	70	\$115
Fixed T Arms, Standard Pad	91	\$70

Base/Casters Options	Code	List price
Polished Aluminum Base	AL	\$90
Black Aluminum Base	BAL	\$105
High Hub Aluminum Base	HAL	\$95
High Hub Black Resin Base	HBL	N/C
Fixed Ground Base	BF	N/C
Hard Surface Casters	SW	\$12
Glides	GL	\$10
3" Heavy Duty Casters, Std on Everest and Marathon	IC	\$44



sensaflex

Side chair

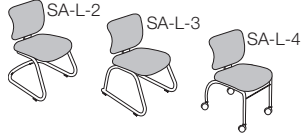
To Order: Choose a back size and any options from left to right and then add the fabric name and color number. **An example: SA-H-2-40-Theory Lime:** Sensaflex Cantilever Base, High Back, 40 Arms.



Specifications

Steel construction and Suspension technique.
 1 1/4" medium-density foam on backrest.
 1 7/8" high-density molded foam on seat.
 Fabric (or leather) cover with zipper, replaceable in the field.
 All components finished in black.
 Backrest height and width:
 Low backrest (L): 16"H x 18"W (406 x 457mm)
 High backrest (H): 21"H x 18"W (533 x 457mm)
 Seat depth: 19" (483 mm)
 Seat width: 20" (508 mm)

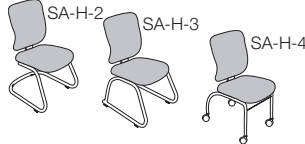
Low backrest



Code	Description	Grade:	C.O.M. fabric							Leather
			A	B	C	D	E	F	G	
SA-L-2	Cantilever Base on Glides	425	443	471	499	537	598	681	899	
SA-L-3	Sled Base with Glides	425	443	471	499	537	598	681	899	
SA-L-4	4 Leg Base on Casters	425	443	471	499	537	598	681	899	

27 1/4 W x 23 3/4 D x 34 1/2 H (690 x 605 x 875 mm) / C.O.M. fabric: 1.35 yd (1,25 m), Leather: 24 ft² (2,23 m²)

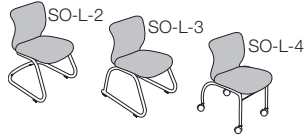
High backrest



SA-H-2	Cantilever Base on Glides	453	475	509	543	589	664	764	982
SA-H-3	Sled Base with Glides	453	475	509	543	589	664	764	982
SA-H-4	4 Leg Base on Casters	453	475	509	543	589	664	764	982

27 1/4 W x 21 3/4 D x 39 3/4 H (690 x 550 x 1010 mm) / C.O.M. fabric: 1.5 yd (1,35 m), Leather: 26 ft² (2,42 m²)

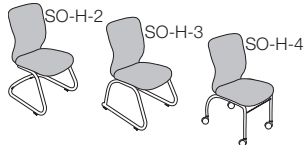
Low backrest Monoshell



SO-L-2	Cantilever Base on Glides	447	465	493	521	559	620	703	969
SO-L-3	Sled Base with Glides	447	465	493	521	559	620	703	969
SO-L-4	4 Leg Base on Casters	447	465	493	521	559	620	703	969

27 1/4 W x 21 3/4 D x 34 1/2 H (690 x 550 x 875 mm) / C.O.M. fabric: 1.5 yd (1,35 m), Leather: 28 ft² (2,6 m²)

High backrest Monoshell



SO-H-2	Cantilever Base on Glides	495	517	551	585	631	706	806	1066
SO-H-3	Sled Base with Glides	495	517	551	585	631	706	806	1066
SO-H-4	4 Leg Base on Casters	495	517	551	585	631	706	806	1066

27 1/4 W x 21 3/4 D x 39 3/4 H (690 x 550 x 1010 mm) / C.O.M. fabric: 1.6 yd (1,45 m), Leather: 30 ft² (2,8 m²)

OPTIONS

Fixed Arm Options

	Code	List price
Fixed Arms, Urethane Armrest	27	\$125
Fixed Arms, Urethane Armrest	30	\$115
Flip Up Tablet Arm, Left	33	\$215
Flip Up Tablet Arm, Right	34	\$215
Fixed Arms, Urethane Armrest	40	\$115
Fixed Loop Arm, Urethane Armrest	46	\$110
Fixed C Arm, Urethane Armrest	47	\$115
Fixed Loop Arm, Urethane Armrest	47A	\$135
Fixed Aluminum Arm	60	\$145
Fixed Arms, Urethane Armrest	70	\$115
Fixed T Arms, Standard Pad	91	\$70

Base/Casters Options

	Code	List price
Hard Surface Casters	SW	\$12
Glides	GL	\$10

Seat Options

	Code	List price
Large Seat, 21"W x 20"D	L	\$20
Articulated Seat Pan, N/A on S Seats and XS Seats	AS	\$35
Pressure Sens. Foam, Reg. & L Seats	PS	\$80


Finish Options

	Code	List price
Chrome	C	\$60

Laminate Options Tablet Arm

	Code	List price
Black Laminate Tablet Arm	BLL	N/C

Other tablet arm laminates available upon request



art deco Task Chairs

To Order: Choose a back size and mechanism and any options from left to right and then add the fabric name and color number. **An example: AD-H-F-01-SS-120-Theory Lime:** Art Deco High Back, Multi-Function Mechanism, 01 Arms, Seat Slider, 120 mm Cylinder.



AD-L-T-02

AD-H-E-02

Specifications

Steel construction and Suspension technique.
 1 1/4" medium-density foam on backrest.
 1 1/8" high-density molded foam on seat.
 Fabric (or leather) cover with zipper, replaceable in the field.
 All components finished in black.
 Backrest height and width:
 Low backrest (L): 16"H x 18"W (406 x 457mm)
 High backrest (H): 21"H x 18"W (533 x 457mm)
 Director backrest (D): 27"H x 18"W (686 x 457mm)
 Exec backrest (E): 30"H x 18"W (762 x 457mm)
 Seat depth: 19" (483 mm)
 Seat width: 20" (508 mm)

Low backrest



Code	Description	Grade:	C.O.M. fabric							Leather
			A	B	C	D	E	F	G	
AD-L-S	Swivel	456	474	501	528	565	624	704	983	
AD-L-T	Swivel-Tilt, 0 degree tilt-lock	487	505	532	559	596	655	735	1014	
AD-L-Z	Synchro-tilt 2 to 1, 0 degree lock	512	530	557	584	621	680	760	1039	
AD-L-E	Ergo 3 Paddles	523	541	568	595	632	691	771	1050	
AD-L-F	Multi-Funct., Center Tilt, Infinite Lock	539	557	584	611	648	707	787	1066	
AD-L-Y	Synchro-tilt 2 to 1, Ratchet Back	599	617	644	671	708	767	847	1126	
AD-L-K	Knee-Tilt	620	638	665	692	729	788	868	1147	
AD-L-P	Multi-Function, Knee-Tilt	709	727	754	781	818	877	957	1236	
AD-L-B	24/7 Multi-Funct. Center Tilt, Ratchet Back	898	916	943	970	1007	1066	1146	1425	

27 1/4 W x 23 1/4 D x 38 H (690 x 590 x 965 mm) / C.O.M. fabric: 1.55 yd (1,4 m), Leather: 28 ft² (2,55 m²)

High backrest



AD-H-S	Swivel	476	495	525	555	596	662	750	1064
AD-H-T	Swivel-Tilt, 0 degree tilt-lock	507	526	556	586	627	693	781	1095
AD-H-Z	Synchro-tilt 2 to 1, 0 degree lock	532	551	581	611	652	718	806	1120
AD-H-E	Ergo 3 Paddles	543	562	592	622	663	729	817	1131
AD-H-F	Multi-Funct., Center Tilt, Infinite Lock	559	578	608	638	679	745	833	1147
AD-H-Y	Synchro-tilt 2 to 1, Ratchet Back	619	638	668	698	739	805	893	1207
AD-H-K	Knee-Tilt	640	659	689	719	760	826	914	1228
AD-H-P	Multi-Function, Knee-Tilt	729	748	778	808	849	915	1003	1317
AD-H-B	24/7 Multi-Funct. Center Tilt, Ratchet Back	918	937	967	997	1038	1104	1192	1506

27 1/4 W x 23 D x 41 1/4 H (690 x 585 x 1050 mm) / C.O.M. fabric: 1.65 yd (1,5 m), Leather: 30 ft² (2,8 m²)

OPTIONS

Adjustable Arm Options

	Code	List price
Width/Height Adjustable, Standard Pad	01	\$120
Width/Height Adjustable, S Pad	01S	\$120
Width/Height Adjustable, Contoured Pad	02	\$140
Width/Height Adjustable, Gel Pad	03	\$175
Width/Height Adjustable, Contoured Gel pad	04	\$175
Width/Height Adjust. Swing Arm, Contoured Gel Pad	05	\$285
Pivoting Width/Height Adjustable, Standard Pad	06	\$180
Pivoting Width/Height Adjustable, Contoured Pad	07	\$200
Pivoting Width/Height Adjustable, Gel Pad	08	\$230
Pivoting Width/Height Adjust., Contoured Gel Pad	09	\$230
Multi-Function, Urethane Pad	96	\$175
Multi-Function, Gel Pad	96G	\$190
Front/Back Slider on Adjustable Arms Only	FB	\$40

Seat Options

	Code	List price
Large Seat, 21"W x 20"D	L	\$20
Small Seat, 19 1/2"W x 18"D	S	N/C
Sliding Seat Pan	SS	\$60
Articulated Seat Pan, N/A on S Seats and XS Seats	AS	\$35
Pressure Sens. Foam, Reg. & L Seats	PS	\$80

Back Options

	Code	List price
Air Lumbar	LU	\$85
Ratchet back, Standard on B & Y Mechanism	RB	\$70
High Post Back Bar +2"	HPB	\$27
High Ratchet Back Bar +2"	HRB	\$27

Fixed Arm Options

	Code	List price
Fixed Arms, Urethane Armrest	27	\$125
Fixed Arms, Urethane Armrest	30	\$115
Fixed Arms, Urethane Armrest	40	\$115
Fixed Loop Arm, Urethane Armrest	46	\$110
Fixed C Arm, Urethane Armrest	47	\$115
Fixed Loop Arm, Urethane Armrest	47A	\$135
Fixed Aluminum Arm	60	\$145
Fixed Arms, Urethane Armrest	70	\$115
Fixed T Arms, Standard Pad	91	\$70

Base/Casters Options

	Code	List price
Polished Aluminum Base	AL	\$90
Black Aluminum Base	BAL	\$105
High Hub Aluminum Base	HAL	\$95
High Hub Black Resin Base	HBL	N/C
Fixed Ground Base	BF	N/C
Hard Surface Casters	SW	\$12
Glides	GL	\$10

3" Heavy Duty Casters, Std on Everest and Marathon

	Code	List price
Cylinder/Mechanism Options (see chart on page 4)		
Manual Lift	ML	N/C
80 mm Cylinder	80	N/C
100 mm Cylinder	100	N/C
120 mm Cylinder	120	N/C
140 mm Cylinder	140	\$25
Drafting Kit 8" Stroke, E,S Mech., L&H Backs Only	200	\$120
Drafting Kit 10" Stroke, E,S Mech., L&H Backs Only	250	\$120
12" Fixed Footrest, E,S Mec. w/250 cyl. Only	FFR	\$20

01S



02



03



04



08



09



46



47



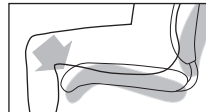
47A



96G



AS



200, 250



art deco Task Chairs



AD-D-T-96



AD-E-E-02-RB

To Order: Choose a back size and mechanism and any options from left to right and then add the fabric name and color number. **An example: AD-D-F-01-SS-120-Theory Lime:** Art Deco Director Back, Multi-Function Mechanism, 01 Arms, Seat Slider, 120 mm Cylinder.

Specifications

Steel construction and Suspension technique.
 1 1/4" medium-density foam on backrest.
 1 7/8" high-density molded foam on seat.
 Fabric (or leather) cover with zipper, replaceable in the field.
 All components finished in black.
 Backrest height and width:
 Low backrest (L): 16"H x 18"W (406 x 457mm)
 High backrest (H): 21"H x 18"W (533 x 457mm)
 Director backrest (D): 27"H x 18"W (686 x 457mm)
 Exec backrest (E): 30"H x 18"W (762 x 457mm)
 Seat depth: 19" (483 mm)
 Seat width: 20" (508 mm)

Director backrest



Exec backrest



Code	Description	Grade:	C.O.M. fabric							Leather
			A	B	C	D	E	F	G	
AD-D-S	Swivel		514	538	575	612	662	743	853	1155
AD-D-T	Swivel-Tilt, 0 degree tilt-lock		575	599	636	673	723	804	914	1216
AD-D-Z	Synchro-tilt 2 to 1, 0 degree lock		570	594	631	668	718	799	909	1211
AD-D-E	Ergo 3 Paddles		581	605	642	679	729	810	920	1222
AD-D-F	Multi-Funct., Center Tilt, Infinite Lock		597	621	658	695	745	826	936	1238
AD-D-Y	Synchro-tilt 2 to 1, Ratchet Back		657	681	718	755	805	886	996	1298
AD-D-K	Knee-Tilt		678	702	739	776	826	907	1017	1319
AD-D-P	Multi-Function, Knee-Tilt		767	791	828	865	915	996	1106	1408
AD-D-B	24/7 Multi-Funct. Center Tilt, Ratchet Back		956	980	1017	1054	1104	1185	1295	1597

27 1/4 W x 23 D x 47 1/4 H (690 x 585 x 1200 mm) / C.O.M. fabric: 1.8 yd (1,65 m), Leather: 33 ft² (3,1 m²)

AD-E-S	Swivel		556	580	617	654	704	785	895	1278
AD-E-T	Swivel-Tilt, 0 degree tilt-lock		617	641	678	715	765	846	956	1339
AD-E-Z	Synchro-tilt 2 to 1, 0 degree lock		612	636	673	710	760	841	951	1334
AD-E-E	Ergo 3 Paddles		623	647	684	721	771	852	962	1345
AD-E-F	Multi-Funct., Center Tilt, Infinite Lock		639	663	700	737	787	868	978	1361
AD-E-Y	Synchro-tilt 2 to 1, Ratchet Back		699	723	760	797	847	928	1038	1421
AD-E-K	Knee-Tilt		720	744	781	818	868	949	1059	1442
AD-E-P	Multi-Function, Knee-Tilt		809	833	870	907	957	1038	1148	1531
AD-E-B	24/7 Multi-Funct. Center Tilt, Ratchet Back		998	1022	1059	1096	1146	1227	1337	1720

27 1/4 W x 23 D x 51 1/4 H (690 x 585 x 1300 mm) / C.O.M. fabric: 1.9 yd (1,75 m), Leather: 35 ft² (3,3 m²)

OPTIONS

Adjustable Arm Options

	Code	List price
Width/Height Adjustable, Standard Pad	01	\$120
Width/Height Adjustable, S Pad	01S	\$120
Width/Height Adjustable, Contoured Pad	02	\$140
Width/Height Adjustable, Gel Pad	03	\$175
Width/Height Adjustable, Contoured Gel pad	04	\$175
Width/Height Adjust. Swing Arm, Contoured Gel Pad	05	\$285
Pivoting Width/Height Adjustable, Standard Pad	06	\$180
Pivoting Width/Height Adjustable, Contoured Pad	07	\$200
Pivoting Width/Height Adjustable, Gel Pad	08	\$230
Pivoting Width/Height Adjust., Contoured Gel Pad	09	\$230
Multi-Function, Urethane Pad	96	\$175
Multi-Function, Gel Pad	96G	\$190
Front/Back Slider on Adjustable Arms Only	FB	\$40

Seat Options

	Code	List price
Large Seat, 21"W x 20"D	L	\$20
Small Seat, 19 1/2"W x 18"D	S	N/C
Sliding Seat Pan	SS	\$60
Articulated Seat Pan, N/A on S Seats and XS Seats	AS	\$35
Pressure Sens. Foam, Reg. & L Seats	PS	\$80

Cylinder/Mechanism Options (see chart on page 4)

	Code	List price
Manual Lift	ML	N/C
80 mm Cylinder	80	N/C
100 mm Cylinder	100	N/C
120 mm Cylinder	120	N/C
140 mm Cylinder	140	\$25

Fixed Arm Options

	Code	List price
Fixed Arms, Urethane Armrest	27	\$125
Fixed Arms, Urethane Armrest	30	\$115
Fixed Arms, Urethane Armrest	40	\$115
Fixed Loop Arm, Urethane Armrest	46	\$110
Fixed C Arm, Urethane Armrest	47	\$115
Fixed Loop Arm, Urethane Armrest	47A	\$135
Fixed Aluminum Arm	60	\$145
Fixed Arms, Urethane Armrest	70	\$115
Fixed T Arms, Standard Pad	91	\$70

Back Options

	Code	List price
Air Lumbar	LU	\$85
Ratchet back, Standard on B & Y Mechanism	RB	\$70
High Post Back Bar +2"	HPB	\$27
High Ratchet Back Bar +2"	HRB	\$27

Base/Casters Options

	Code	List price
Polished Aluminum Base	AL	\$90
Black Aluminum Base	BAL	\$105
High Hub Aluminum Base	HAL	\$95
High Hub Black Resin Base	HBL	N/C
Fixed Ground Base	BF	N/C
Hard Surface Casters	SW	\$12
Glides	GL	\$10
3" Heavy Duty Casters, Std on Everest and Marathon	IC	\$44

01S



02



03



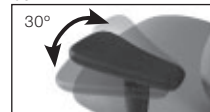
04



08



09



46



47



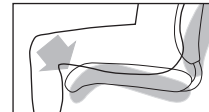
47A



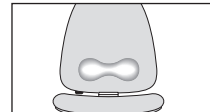
96G



AS



LU



art deco Side chair

To Order: Choose a back size and any options from left to right and then add the fabric name and color number. **An example: AD-H-2-40-Theory Lime:** Art Deco Cantilever Base, High Back, 40 Arms.



AD-L-4



AD-L-3

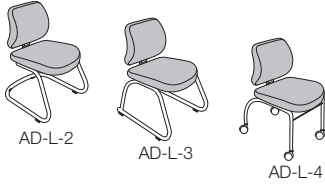


AD-H-2-70

Specifications

Steel construction and Suspension technique.
 1 1/4" medium-density foam on backrest.
 1 7/8" high-density molded foam on seat.
 Fabric (or leather) cover with zipper, replaceable in the field.
 All components finished in black.
 Backrest height and width:
 Low backrest (L): 16"H x 18"W (406 x 457mm)
 High backrest (H): 21"H x 18"W (533 x 457mm)
 Seat depth: 19" (483 mm)
 Seat width: 20" (508 mm)

Low backrest



AD-L-2

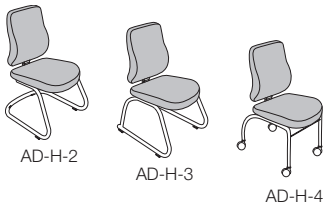
AD-L-3

AD-L-4

Code	Description	Grade:	C.O.M. fabric							Leather
			A	B	C	D	E	F	G	
AD-L-2	Cantilever Base on Glides		425	443	470	497	534	593	673	952
AD-L-3	Sled Base with Glides		425	443	470	497	534	593	673	952
AD-L-4	4 Leg Base on Casters		425	443	470	497	534	593	673	952

27 1/4 W x 23 1/4 D x 35 1/4 H (690 x 590 x 895 mm) / C.O.M. fabric: 1.55 yd (1,4 m), Leather: 28 ft² (2,55 m²)

High backrest



AD-H-2

AD-H-3

AD-H-4

Code	Description	Grade:	C.O.M. fabric							Leather
			A	B	C	D	E	F	G	
AD-H-2	Cantilever Base on Glides		456	475	505	535	576	642	730	1044
AD-H-3	Sled Base with Glides		456	475	505	535	576	642	730	1044
AD-H-4	4 Leg Base on Casters		456	475	505	535	576	642	730	1044

27 1/4 W x 23 D x 38 1/2 H (690 x 585 x 975 mm) / C.O.M. fabric: 1.65 yd (1,5 m), Leather: 30 ft² (2,8 m²)

OPTIONS

Fixed Arm Options

	Code	List price
Fixed Arms, Urethane Armrest	27	\$125
Fixed Arms, Urethane Armrest	30	\$115
Flip Up Tablet Arm, Left	33	\$215
Flip Up Tablet Arm, Right	34	\$215
Fixed Arms, Urethane Armrest	40	\$115
Fixed Loop Arm, Urethane Armrest	46	\$110
Fixed C Arm, Urethane Armrest	47	\$115
Fixed Loop Arm, Urethane Armrest	47A	\$135
Fixed Aluminum Arm	60	\$145
Fixed Arms, Urethane Armrest	70	\$115
Fixed T Arms, Standard Pad	91	\$70

Base/Casters Options

	Code	List price
Hard Surface Casters	SW	\$12
Glides	GL	\$10

Seat Options

	Code	List price
Large Seat, 21"W x 20"D	L	\$20
Articulated Seat Pan, N/A on S Seats and XS Seats	AS	\$35
Pressure Sens. Foam, Reg. & L Seats	PS	\$80

Finish Options

	Code	List price
Chrome	C	\$60

Laminate Options Tablet Arm

	Code	List price
Black Laminate Tablet Arm	BLL	N/C

Other tablet arm laminates available upon request



To Order: Choose a back size and mechanism and any options from left to right and then add the fabric name and color number. **An example: LX-H-F-01-SS-120-Theory Lime:** Lynx High Back, Multi-Function Mechanism, 01 Arms, Seat Slider, 120 mm Cylinder.



LX-L-F-02-SS



LX-H-F-02-SS

Specifications

Steel construction and Suspension technique. 2 3/4" medium-density foam on backrest. 3" high-density foam on seat. Fabric cover with zipper, replaceable in the field. All components finished in black.

Backrest height and width:

Low backrest (L): 20"H x 17"W (508 x 432 mm)

High backrest (H): 24"H x 17"W (610 x 432 mm)

Exec backrest (E): 33"H x 17"W (838 x 432 mm)

Seat depth: 19" (483 mm)

Seat width: 20" (520 mm)

Low backrest



Code	Description	Grade:	C.O.M. fabric							Leather
			A	B	C	D	E	F	G	
LX-L-S	Swivel	530	549	579	609	650	716	804	1114	
LX-L-T	Swivel-Tilt, 0 degree tilt-lock	561	580	610	640	681	747	835	1145	
LX-L-Z	Synchro-tilt 2 to 1, 0 degree lock	586	605	635	665	706	772	860	1170	
LX-L-E	Ergo 3 Paddles	597	616	646	676	717	783	871	1181	
LX-L-F	Multi-Funct., Center Tilt, Infinite Lock	613	632	662	692	733	799	887	1197	
LX-L-Y	Synchro-tilt 2 to 1, Ratchet Back	673	692	722	752	793	859	947	1257	
LX-L-K	Knee-Tilt	694	713	743	773	814	880	968	1278	
LX-L-P	Multi-Function, Knee-Tilt	783	802	832	862	903	969	1057	1367	
LX-L-B	24/7 Multi-Funct. Center Tilt, Ratchet Back	972	991	1021	1051	1092	1158	1246	1556	

28 W x 22 D x 40 1/2 H (710 x 560 x 1030 mm) / C.O.M. fabric: 1.46yd (1.3 m), Leather: 33 ft² (3.07 m²)

High backrest



LX-H-S	Swivel	556	577	609	641	685	755	849	1152
LX-H-T	Swivel-Tilt, 0 degree tilt-lock	587	608	640	672	716	786	880	1183
LX-H-Z	Synchro-tilt 2 to 1, 0 degree lock	612	633	665	697	741	811	905	1208
LX-H-E	Ergo 3 Paddles	623	644	676	708	752	822	916	1219
LX-H-F	Multi-Funct., Center Tilt, Infinite Lock	639	660	692	724	768	838	932	1235
LX-H-Y	Synchro-tilt 2 to 1, Ratchet Back	699	720	752	784	828	898	992	1295
LX-H-K	Knee-Tilt	720	741	773	805	849	919	1013	1316
LX-H-P	Multi-Function, Knee-Tilt	809	830	862	894	938	1008	1102	1405
LX-H-B	24/7 Multi-Funct. Center Tilt, Ratchet Back	998	1019	1051	1083	1127	1197	1291	1594

28 W x 21 1/4 D x 45 3/4 H (710 x 540 x 1160 mm) / C.O.M. fabric: 1.7 yd (1.5 m), Leather: 35 ft² (3.25 m²)

OPTIONS

Adjustable Arm Options

	Code	List price
Width/Height Adjustable, Standard Pad	01	\$120
Width/Height Adjustable, S Pad	01S	\$120
Width/Height Adjustable, Contoured Pad	02	\$140
Width/Height Adjustable, Gel Pad	03	\$175
Width/Height Adjustable, Contoured Gel pad	04	\$175
Width/Height Adjust. Swing Arm, Contoured Gel Pad	05	\$285
Pivoting Width/Height Adjustable, Standard Pad	06	\$180
Pivoting Width/Height Adjustable, Contoured Pad	07	\$200
Pivoting Width/Height Adjustable, Gel Pad	08	\$230
Pivoting Width/Height Adjust., Contoured Gel Pad	09	\$230
Multi-Function, Urethane Pad	96	\$175
Multi-Function, Gel Pad	96G	\$190
Front/Back Slider on Adjustable Arms Only	FB	\$40

Seat Options

	Code	List price
Large Seat, 21"W x 20"D	L	\$20
Small Seat, 20"W x 18"D	S	N/C
Sliding Seat Pan	SS	\$60
Articulated Seat Pan, N/A on S Seats	AS	\$35
Pressure Sens. Foam, Reg. & L Seats	PS	\$80

Back Options

	Code	List price
Air Lumbar	LU	\$85
Ratchet back, Standard on B & Y Mechanism	RB	\$70
High back Bar +2"	HPB	\$27
High Ratchet Back Bar +2"	HRB	N/C

Fixed Arm Options

	Code	List price
Fixed Arms, Urethane Armrest	27	\$125
Fixed Arms, Urethane Armrest	30	\$115
Fixed Arms, Urethane Armrest	40	\$115
Fixed Loop Arm, Urethane Armrest	46	\$110
Fixed C Arm, Urethane Armrest	47	\$115
Fixed Loop Arm, Urethane Armrest	47A	\$135
Fixed Aluminum Arm	60	\$145
Fixed Arms, Urethane Armrest	70	\$115
Fixed T Arms, Standard Pad	91	\$70

Base/Casters Options

	Code	List price
Polished Aluminum Base	AL	\$90
Black Aluminum Base	BAL	\$105
High Hub Aluminum Base	HAL	\$95
High Hub Black Resin Base	HBL	N/C
Fixed Ground Base	BF	N/C
Hard Surface Casters	SW	\$12
Glides	GL	\$10
3" Heavy Duty Casters, Std on Everest and Marathon	IC	\$44

Cylinder/Mechanism Options (see chart on page 4)

	Code	List price
Manual Lift	ML	N/C
80 mm Cylinder	80	N/C
100 mm Cylinder	100	N/C
120 mm Cylinder	120	N/C
140 mm Cylinder	140	\$25
Drafting Kit 8" Stroke, E,S Mech., L&H Backs Only	200	\$120
Drafting Kit 10" Stroke, E,S Mech., L&H Backs Only	250	\$120
12" Fixed Footrest, E,S Mec. w/250 cyl. Only	FFR	\$20

01S



02



03



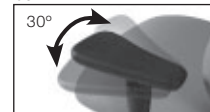
04



08



09



46



47



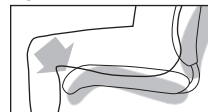
47A



96G



AS



200, 250



To Order: Choose a back size and mechanism and any options from left to right and then add the fabric name and color number. **An example: LX-E-F-01-SS-120-Theory Lime:** Lynx Exec Back, Multi-Function Mechanism, 01 Arms, Seat Slider, 120 mm Cylinder.



LX-E-F-03-SS

Specifications

Steel construction and Suspension technique. 2¾" medium-density foam on backrest. 3" high-density foam on seat. Fabric cover with zipper, replaceable in the field. All components finished in black.

Backrest height and width:

- Low backrest (L): 20"H x 17"W (508 x 432 mm)
- High backrest (H): 24"H x 17"W (610 x 432 mm)
- Exec backrest (E): 33"H x 17"W (838 x 432 mm)
- Seat depth: 19" (483 mm)
- Seat width: 20" (520 mm)

Exec backrest



Code	Description	Grade:	C.O.M. fabric							Leather
			A	B	C	D	E	F	G	
LX-E-S	Swivel	711	738	780	822	879	971	1095	1376	
LX-E-T	Swivel-Tilt, 0 degree tilt-lock	772	799	841	883	940	1032	1156	1437	
LX-E-Z	Synchro-tilt 2 to 1, 0 degree lock	767	794	836	878	935	1027	1151	1432	
LX-E-E	Ergo 3 Paddles	778	805	847	889	946	1038	1162	1443	
LX-E-F	Multi-Funct., Center Tilt, Infinite Lock	794	821	863	905	962	1054	1178	1459	
LX-E-Y	Synchro-tilt 2 to 1, Ratchet Back	854	881	923	965	1022	1114	1238	1519	
LX-E-K	Knee-Tilt	875	902	944	986	1043	1135	1259	1540	
LX-E-P	Multi-Function, Knee-Tilt	964	991	1033	1075	1132	1224	1348	1629	
LX-E-B	24/7 Multi-Funct. Center Tilt, Ratchet Back	1153	1180	1222	1264	1321	1413	1537	1818	

28 W x 21 ¼ D x 53 ½ H (710 x 540 x 1360 mm) / C.O.M. fabric: 1.9 yd (1.7 m), Leather: 40 ft² (3.8 m²)

OPTIONS

Adjustable Arm Options

	Code	List price
Width/Height Adjustable, Standard Pad	01	\$120
Width/Height Adjustable, S Pad	01S	\$120
Width/Height Adjustable, Contoured Pad	02	\$140
Width/Height Adjustable, Gel Pad	03	\$175
Width/Height Adjustable, Contoured Gel pad	04	\$175
Width/Height Adjust. Swing Arm, Contoured Gel Pad	05	\$285
Pivoting Width/Height Adjustable, Standard Pad	06	\$180
Pivoting Width/Height Adjustable, Contoured Pad	07	\$200
Pivoting Width/Height Adjustable, Gel Pad	08	\$230
Pivoting Width/Height Adjust., Contoured Gel Pad	09	\$230
Multi-Function, Urethane Pad	96	\$175
Multi-Function, Gel Pad	96G	\$190
Front/Back Slider on Adjustable Arms Only	FB	\$40

Seat Options

	Code	List price
Large Seat, 21"W x 20"D	L	\$20
Small Seat, 20"W x 18"D	S	N/C
Sliding Seat Pan	SS	\$60
Articulated Seat Pan, N/A on S Seats	AS	\$35
Pressure Sens. Foam, Reg. & L Seats	PS	\$80

Cylinder/Mechanism Options (see chart on page 4)

	Code	List price
Manual Lift	ML	N/C
80 mm Cylinder	80	N/C
100 mm Cylinder	100	N/C
120 mm Cylinder	120	N/C
140 mm Cylinder	140	\$25

Fixed Arm Options

	Code	List price
Fixed Arms, Urethane Armrest	27	\$125
Fixed Arms, Urethane Armrest	30	\$115
Fixed Arms, Urethane Armrest	40	\$115
Fixed Loop Arm, Urethane Armrest	46	\$110
Fixed C Arm, Urethane Armrest	47	\$115
Fixed Loop Arm, Urethane Armrest	47A	\$135
Fixed Aluminum Arm	60	\$145
Fixed Arms, Urethane Armrest	70	\$115
Fixed T Arms, Standard Pad	91	\$70


Back Options

	Code	List price
Air Lumbar	LU	\$85
Ratchet back, Standard on B & Y Mechanism	RB	\$70
High back Bar +2"	HPB	\$27
High Ratchet Back Bar +2"	HRB	N/C
Pillow Headrest, Exec Back Only	PI	\$45
Velcro Pillow Headrest, Exec Back Only	VPI	\$45

Base/Casters Options

	Code	List price
Polished Aluminum Base	AL	\$90
Black Aluminum Base	BAL	\$105
High Hub Aluminum Base	HAL	\$95
High Hub Black Resin Base	HBL	N/C
Fixed Ground Base	BF	N/C
Hard Surface Casters	SW	\$12
Glides	GL	\$10
3" Heavy Duty Casters, Std on Everest and Marathon	IC	\$44

TASK/ERGONOMIC



To Order: Choose a base and any options from left to right and then add the fabric name and color number.
An example: LX-L-2-30-Theory Lime: Lynx, Cantilever base, Low Back, 30 Arms.



LX-L-2

LX-H-4-30

Specifications

Steel construction and Suspension technique. 2¾" medium-density foam on backrest. 3" high-density foam on seat. Fabric cover with zipper, replaceable in the field. All components finished in black.

Backrest height and width:

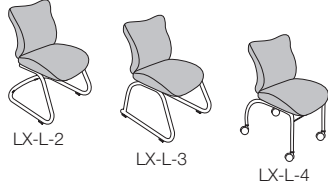
Low backrest (L): 20"H x 17"W (508 x 432 mm)

High backrest (H): 24"H x 17"W (610 x 432 mm)

Seat depth: 19" (483 mm)

Seat width: 20" (520 mm)

Low backrest



LX-L-2

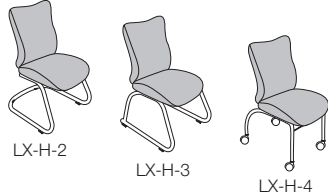
LX-L-3

LX-L-4

Code	Description	Grade:	C.O.M. fabric							Leather
			A	B	C	D	E	F	G	
LX-L-2	Cantilever Base on Glides	515	534	564	594	635	701	789	1099	
LX-L-3	Sled Base with Glides	515	534	564	594	635	701	789	1099	
LX-L-4	4 Leg Base on Casters	515	534	564	594	635	701	789	1099	

28 W x 22 D x 36 ¾ H (710 x 560 x 930 mm) / C.O.M. fabric: 1.46 yd (1.3 m) , Leather: 33 ft² (3.07 m²)

High backrest



LX-H-2

LX-H-3

LX-H-4

Code	Description	Grade:	C.O.M. fabric							Leather
			A	B	C	D	E	F	G	
LX-H-2	Cantilever Base on Glides	541	562	594	626	670	740	834	1137	
LX-H-3	Sled Base with Glides	541	562	594	626	670	740	834	1137	
LX-H-4	4 Leg Base on Casters	541	562	594	626	670	740	834	1137	

28 W x 21 ¼ D x 42 H (710 x 540 x 1065 mm) / C.O.M. fabric: 1.7 yd (1.5 m) , Leather: 35 ft² (3.25 m²)

OPTIONS

Fixed Arm Options

	Code	List price
Fixed Arms, Urethane Armrest	27	\$125
Fixed Arms, Urethane Armrest	30	\$115
Flip Up Tablet Arm, Left	33	\$215
Flip Up Tablet Arm, Right	34	\$215
Fixed Arms, Urethane Armrest	40	\$115
Fixed Loop Arm, Urethane Armrest	46	\$110
Fixed C Arm, Urethane Armrest	47	\$115
Fixed Loop Arm, Urethane Armrest	47A	\$135
Fixed Aluminum Arm	60	\$145
Fixed Arms, Urethane Armrest	70	\$115
Fixed T Arms, Standard Pad	91	\$70

Seat Options

	Code	List price
Large Seat, 21"W x 20"D	L	\$20
Articulated Seat Pan, N/A on S Seats	AS	\$35
Pressure Sens. Foam, Reg. & L Seats	PS	\$80

Finish Options

	Code	List price
Chrome	C	\$60


Laminate Options Tablet Arm

	Code	List price
Black Laminate Tablet Arm	BLL	N/C

Other tablet arm laminates available upon request

Base/Casters Options

	Code	List price
Hard Surface Casters	SW	\$12
Glides	GL	\$10



bravo

Task Chairs

To order: Choose a mechanism and any options from left to right and then add the fabric name and color number. **An example:** BR-H-X-01-120-Tradition Tango, mesh back SHX01: Bravo, Synchro Mechanism, 01 Arms, 120 mm Cylinder, Black Mesh. To order the fabric covered mesh back, specify the fabric color: the fabrics offered in this program are the Origin from Momentum.

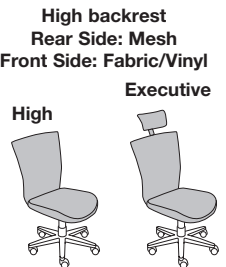
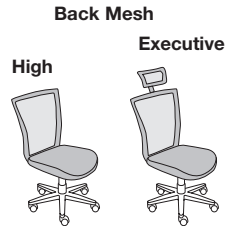


BR-H-X-01S-HBL-SHX01

BU-E-X-47A-HBL

Specifications

Steel construction on seat, molded plastic on back.
 Suspension technique on seat, 1" high density molded foam.
 Fabric cover with zipper on seat, replaceable in the field.
 Polyester mesh cover on back on the **BR** series.
 Polyester mesh cover on back side and fabric or vinyl on front side of the back on the **BU** series.
 The headrest is covered by a high resilience black mesh.
 All components finished in black
 Backrest Height and Width: 23"H x 18"W (584 x 476 mm)
 Seat depth: 20" (508mm)
 Seat width: 20" (508mm)



Code	Description	Grade:	C.O.M. fabric							Leather
			A	B	C	D	E	F	G	
BR-H-S	Swivel		412	422	437	452	472	505	550	674
BR-H-T	Swivel-Tilt, 0 degree tilt-lock		443	453	468	483	503	536	581	705
BR-H-Z	Synchro-tilt 2 to 1, 0 degree lock		478	488	503	518	538	571	616	740
BR-H-X	Synchro-tilt 2 to 1		495	505	520	535	555	588	633	757
BR-H-K	Knee-Tilt		586	596	611	626	646	679	724	848
25 1/2 W x 23 D x 40 H (645 x 585 x 1016 mm) / C.O.M. fabric: 0.75 yd (0.7 m) Leather: 13 ft² (1.3 m²)										
BR-E-S	Swivel		482	492	507	522	542	575	620	744
BR-E-T	Swivel-Tilt, 0 degree tilt-lock		513	523	538	553	573	606	651	775
BR-E-Z	Synchro-tilt 2 to 1, 0 degree lock		538	548	563	578	598	631	676	800
BR-E-X	Synchro-tilt 2 to 1		555	565	580	595	615	648	693	817
BR-E-K	Knee-Tilt		646	656	671	686	706	739	784	908
25 1/2 W x 24 3/4 D x 47 H (645 x 625 x 1190 mm) / C.O.M. fabric: 0.75 yd (0.7 m) Leather: 13 ft² (1.3 m²)										
BU-H-S	Swivel		447	457	472	487	507	540	585	709
BU-H-T	Swivel-Tilt, 0 degree tilt-lock		478	488	503	518	538	571	616	740
BU-H-Z	Synchro-tilt 2 to 1, 0 degree lock		503	513	528	543	563	596	641	765
BU-H-X	Synchro-tilt 2 to 1		520	530	545	560	580	613	658	782
BU-H-K	Knee-Tilt		611	621	636	651	671	704	749	873
25 1/2 W x 23 D x 40 H (645 x 585 x 1016 mm) / C.O.M. fabric: 0.75 yd (0.7 m) Leather: 13 ft² (1.3 m²)										
BU-E-S	Swivel		507	517	532	547	567	600	645	769
BU-E-T	Swivel-Tilt, 0 degree tilt-lock		538	548	563	578	598	631	676	800
BU-E-Z	Synchro-tilt 2 to 1, 0 degree lock		563	573	588	603	623	656	701	825
BU-E-X	Synchro-tilt 2 to 1		580	590	605	620	640	673	718	842
BU-E-K	Knee-Tilt		671	681	696	711	731	764	809	933
25 1/2 W x 24 3/4 D x 47 H (645 x 625 x 1190 mm) / C.O.M. fabric: 0.75 yd (0.7 m) Leather: 13 ft² (1.3 m²)										

OPTIONS

Adjustable Arm Options

	Code	List price
Width/Height Adjustable, Standard Pad	01	\$120
Width/Height Adjustable, S Pad	01S	\$120
Width/Height Adjustable, Contoured Pad	02	\$140
Width/Height Adjustable, Gel Pad	03	\$175
Width/Height Adjustable, Contoured Gel pad	04	\$175
Width/Height Adjust. Swing Arm, Contoured Gel Pad	05	\$285
Pivoting Width/Height Adjustable, Standard Pad	06	\$180
Pivoting Width/Height Adjustable, Contoured Pad	07	\$200
Pivoting Width/Height Adjustable, Gel Pad	08	\$230
Pivoting Width/Height Adjust., Contoured Gel Pad	09	\$230
Multi-Function, Urethane Pad	96	\$175
Multi-Function, Gel Pad	96G	\$190
Front/Back Slider on Adjustable Arms Only	FB	\$40

Base/Casters Options

	Code	List price
Polished Aluminum Base	AL	\$90
Black Aluminum Base	BAL	\$105
High Hub Aluminum Base	HAL	\$95
High Hub Black Resin Base	HBL	N/C
Fixed Ground Base	BF	N/C
Hard Surface Casters	SW	\$12
Glides	GL	\$10
3" Heavy Duty Casters, Std on Everest and Marathon	IC	\$44

Mesh Options

	Code	List price
Black Mesh	SHX01	N/C
Grey Mesh	SHX10	N/C
White Mesh	SHX20	N/C

Fixed Arm Options

	Code	List price
Fixed Arms, Urethane Armrest	27	\$125
Fixed Arms, Urethane Armrest	30	\$115
Fixed Arms, Urethane Armrest	40	\$115
Fixed Loop Arm, Urethane Armrest	46	\$110
Fixed C Arm, Urethane Armrest	47	\$115
Fixed Loop Arm, Urethane Armrest	47A	\$135
Fixed Aluminum Arm	60	\$145
Fixed Arms, Urethane Armrest	70	\$115
Fixed T Arms, Standard Pad	91	\$70

Seat Options


	Code	List price
Large Seat, 21"W x 21"D	L	\$20
Small Seat, 20"W x 19"D	S	N/C
Sliding Seat Pan	SS	\$60
Articulated Seat Pan, N/A on S Seats	AS	\$35
Pressure Sens. Foam, Reg. & L Seats	PS	\$80

Back Options

Adjustable Lumbar (N/A on BU versions)

Cylinder/Mechanism Options (see chart on page 4)

	Code	List price
Manual Lift	ML	N/C
80 mm Cylinder	80	N/C
100 mm Cylinder	100	N/C
120 mm Cylinder	120	N/C
140 mm Cylinder	140	\$25
Drafting Kit 8" Stroke, E,S Mech., L&H Backs Only	200	\$120
Drafting Kit 10" Stroke, E,S Mech., L&H Backs Only	250	\$120
12" Fixed Footrest, E,S Mec. w/250 cyl. Only	FFR	\$20



bravo

Side chair

To order: Choose a base and any options from left to right and then add the fabric name and color number. **An example: BR-H-2-46-Tradition Tango, mesh back SHX01:** Bravo, Cantilever Base, 46 Arms, Black Mesh. To order the fabric covered mesh back, specify the fabric color: the fabrics offered in this program are the Origin from Momentum.

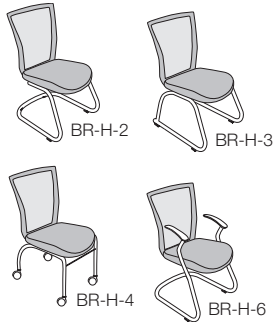


BR-H-2-47-SHX10

Specifications

Steel construction on seat, molded plastic on back.
 Suspension technique on seat, 1" high density molded foam.
 Fabric cover with zipper on seat, replaceable in the field.
 Polyester mesh cover on back on the **BR** series.
 Polyester mesh cover on back side and fabric or vinyl on front side of the back on the **BU** series.
 The headrest is covered by a high resilience black mesh.
 All components finished in black
 Backrest Height and Width: 23"H x 18"W (584 x 476 mm)
 Seat depth: 20" (508mm)
 Seat width: 20" (508mm)

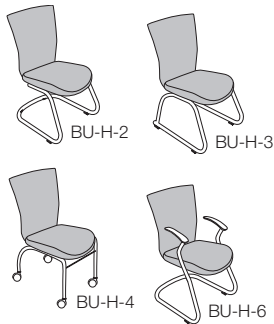
High backrest Mesh



Code	Description	Grade:	C.O.M. fabric							Leather
			A	B	C	D	E	F	G	
BR-H-2	Cantilever Base on Glides		450	460	475	490	510	543	588	712
BR-H-3	Sled Base with Glides		450	460	475	490	510	543	588	712
BR-H-4	4 Leg Base on Casters		450	460	475	490	510	543	588	712
BR-H-6	Cantilever Base with Glides & 56 Arms		505	515	530	545	565	598	643	767

25 1/2 W x 23 D x 39 1/4 H (645 x 585 x 995 mm) / C.O.M. fabric: 0.75 yd (0.7 m) Leather: 13 ft² (1.3 m²)

High backrest Rear Side: Mesh Front Side: Fabric/Vinyl



Code	Description	Grade:	C.O.M. fabric							Leather
			A	B	C	D	E	F	G	
BU-H-2	Cantilever Base on Glides		475	485	500	515	535	568	613	737
BU-H-3	Sled Base with Glides		475	485	500	515	535	568	613	750
BU-H-4	4 Leg Base on Casters		475	485	500	515	535	568	613	737
BU-H-6	Cantilever Base with Glides & 56 Arms		530	540	555	570	590	623	668	792

25 1/2 W x 23 D x 39 1/4 H (645 x 585 x 995 mm) / C.O.M. fabric: 0.75 yd (0.7 m) Leather: 13 ft² (1.3 m²)

OPTIONS

Fixed Arm Options

	Code	List price
Fixed Arms, Urethane Armrest	27	\$125
Fixed Arms, Urethane Armrest	30	\$115
Flip Up Tablet Arm, Left	33	\$215
Flip Up Tablet Arm, Right	34	\$215
Fixed Arms, Urethane Armrest	40	\$115
Fixed Loop Arm, Urethane Armrest	46	\$110
Fixed C Arm, Urethane Armrest	47	\$115
Fixed Loop Arm, Urethane Armrest	47A	\$135
Fixed Aluminum Arm	60	\$145
Fixed Arms, Urethane Armrest	70	\$115
Fixed T Arms, Standard Pad	91	\$70

Base/Casters Options

	Code	List price
Hard Surface Casters	SW	\$12
Glides	GL	\$10

Seat Options

	Code	List price
Large Seat, 21"W x 21"D	L	\$20
Articulated Seat Pan, N/A on S Seats	AS	\$35
Pressure Sens. Foam, Reg. & L Seats	PS	\$80

Finish Options

	Code	List price
Chrome	C	\$60


Laminate Options Tablet Arm

	Code	List price
Black Laminate Tablet Arm	BLL	N/C

Other tablet arm laminates available upon request

Mesh Options

	Code	List price
Black Mesh	SHX01	N/C
Grey Mesh	SHX10	N/C
White Mesh	SHX20	N/C



To Order: Choose a back size and mechanism and any options from left to right and then add the fabric name and color number followed by the knit color. **An example: TA-H-F-01-SS-120-Tradition Tango, 7209**
Knit back: Tact High Back, Multi-Function Mechanism, 01 Arms, Seat Slider, 120 mm Cylinder.



TA-H-Y-96-SS-RD



TA-H-T-01S

Specifications

Steel construction seat and back.
 Suspension technique on seat, 1 3/4" high-density molded foam.
 Fabric cover with zipper on seat, replaceable in the field.
 Knit polyester cover on back.
 All components finished in black.
 Backrest height and width:
 Low backrest (L): 19"H x 18"W (483 x 457 mm)
 High backrest (H): 22 1/2"H x 18"W (572 x 457 mm)
 Seat depth: 19" (483 mm)
 Seat width: 19 1/2" (495mm)

Low backrest



Code	Description	Grade:	C.O.M. fabric							Leather
			A	B	C	D	E	F	G	
TA-L-S	Swivel	439	448	462	476	495	526	567	598	672
TA-L-T	Swivel-Tilt, 0 degree tilt-lock	470	479	493	507	526	557	598	703	
TA-L-Z	Synchro-tilt 2 to 1, 0 degree lock	495	504	518	532	551	582	623	728	
TA-L-E	Ergo 3 Paddles	506	515	529	543	562	593	634	739	
TA-L-F	Multi-Funct., Center Tilt, Infinite Lock	522	531	545	559	578	609	650	755	
TA-L-Y	Synchro-tilt 2 to 1	582	591	605	619	638	669	710	815	
TA-L-K	Knee-Tilt	603	612	626	640	659	690	731	836	
TA-L-P	Multi-Function, Knee-Tilt	692	701	715	729	748	779	820	925	
TA-L-B	24/7 Multi-Funct. Center Tilt, Ratchet Back	881	890	904	918	937	968	1009	1114	

27 1/4 W x 21 3/4 D x 38 H (690 x 550 x 965 mm) / C.O.M. fabric: 0.8 yd (0.75 m) Leather: 12 ft² (1.2 m²)

High backrest



TA-H-S	Swivel	447	456	470	484	503	534	575	680	
TA-H-T	Swivel-Tilt, 0 degree tilt-lock	478	487	501	515	534	565	606	711	
TA-H-Z	Synchro-tilt 2 to 1, 0 degree lock	503	512	526	540	559	590	631	736	
TA-H-E	Ergo 3 Paddles	514	523	537	551	570	601	642	747	
TA-H-F	Multi-Funct., Center Tilt, Infinite Lock	530	539	553	567	586	617	658	763	
TA-H-Y	Synchro-tilt 2 to 1	590	599	613	627	646	677	718	823	
TA-H-K	Knee-Tilt	611	620	634	648	667	698	739	844	
TA-H-P	Multi-Function, Knee-Tilt	700	709	723	737	756	787	828	933	
TA-H-B	24/7 Multi-Funct. Center Tilt, Ratchet Back	889	898	912	926	945	976	1017	1122	


27 1/4 W x 21 3/4 D x 40 1/2 H (690 x 550 x 1030 mm) / C.O.M. fabric: 0.8 yd (0.75 m) Leather: 12 ft² (1.2 m²)

OPTIONS

Adjustable Arm Options	Code	List price
Width/Height Adjustable, Standard Pad	01	\$120
Width/Height Adjustable, S Pad	01S	\$120
Width/Height Adjustable, Contoured Pad	02	\$140
Width/Height Adjustable, Gel Pad	03	\$175
Width/Height Adjustable, Contoured Gel pad	04	\$175
Width/Height Adjust. Swing Arm, Contoured Gel Pad	05	\$285
Pivoting Width/Height Adjustable, Standard Pad	06	\$180
Pivoting Width/Height Adjustable, Contoured Pad	07	\$200
Pivoting Width/Height Adjustable, Gel Pad	08	\$230
Pivoting Width/Height Adjust., Contoured Gel Pad	09	\$230
Multi-Function, Urethane Pad	96	\$175
Multi-Function, Gel Pad	96G	\$190
Front/Back Slider on Adjustable Arms Only	FB	\$40
Seat Options	Code	List price
Large Seat, 21"W x 20"D	L	\$20
Small Seat, 19 1/2"W x 18"D	S	N/C
Sliding Seat Pan	SS	\$60
Articulated Seat Pan, N/A on S Seats	AS	\$35
Pressure Sens. Foam, Reg. & L Seats	PS	\$80
Back Options	Code	List price
Adjustable Lumbar	LU	\$55
Ribbed Knit	R	N/C
Round Back (N/A on TA-L)	RD	N/C

Fixed Arm Options	Code	List price
Fixed Arms, Urethane Armrest	27	\$125
Fixed Arms, Urethane Armrest	30	\$115
Fixed Arms, Urethane Armrest	40	\$115
Fixed Loop Arm, Urethane Armrest	46	\$110
Fixed C Arm, Urethane Armrest	47	\$115
Fixed Loop Arm, Urethane Armrest	47A	\$135
Fixed Aluminum Arm	60	\$145
Fixed Arms, Urethane Armrest	70	\$115
Fixed T Arms, Standard Pad	91	\$70
Base/Casters Options	Code	List price
Polished Aluminum Base	AL	\$90
Black Aluminum Base	BAL	\$105
High Hub Aluminum Base	HAL	\$95
High Hub Black Resin Base	HBL	N/C
Fixed Ground Base	BF	N/C
Hard Surface Casters	SW	\$12
Glides	GL	\$10
3" Heavy Duty Casters, Std on Everest and Marathon	IC	\$44
Cylinder/Mechanism Options (see chart on page 4)	Code	List price
Manual Lift	ML	N/C
80 mm Cylinder	80	N/C
100 mm Cylinder	100	N/C
120 mm Cylinder	120	N/C
140 mm Cylinder	140	\$25
Drafting Kit 8" Stroke, E,S Mech., L&H Backs Only	200	\$120
Drafting Kit 10" Stroke, E,S Mech., L&H Backs Only	250	\$120
12" Fixed Footrest, E,S Mec. w/250 cyl. Only	FFR	\$20

TASK/ERGONOMIC



tact Task Chairs

To Order: Choose a back size and mechanism and any options from left to right and then add the fabric name and color number followed by the knit color. **An example: TA-D-F-01-SS-120-Tradition Tango, 7209**
Knit back: Tact Director Back, Multi-Function Mechanism, 01 Arms, Seat Slider, 120 mm Cylinder.



TA-D-Y-04

TA-E-F-01S-R-PI

Specifications

Steel construction seat and back.
 Suspension technique on seat, 1 3/4" high-density molded foam.
 Fabric cover with zipper on seat, replaceable in the field.
 Knit polyester cover on back.
 2" foam on headrest, 12"W x 7"H.
 All components finished in black.
 Backrest height and width:
 Director backrest (D): 25 1/2"H x 18"L (644 x 457 mm)
 Exec Backrest (E): 30"H x 18"W (915 x 457 mm)
 Seat depth: 19" (483 mm)
 Seat width: 19 1/2" (495mm)

Director Back



Code	Description	Grade:	C.O.M. fabric							Leather
			A	B	C	D	E	F	G	
TA-D-S	Swivel	441	450	464	478	497	528	569	674	
TA-D-T	Swivel-Tilt, 0 degree tilt-lock	472	481	495	509	528	559	600	705	
TA-D-Z	Synchro-tilt 2 to 1, 0 degree lock	497	506	520	534	553	584	625	730	
TA-D-E	Ergo 3 Paddles	508	517	531	545	564	595	636	741	
TA-D-F	Multi-Funct., Center Tilt, Infinite Lock	524	533	547	561	580	611	652	757	
TA-D-Y	Synchro-tilt 2 to 1	584	593	607	621	640	671	712	817	
TA-D-K	Knee-Tilt	605	614	628	642	661	692	733	838	
TA-D-P	Multi-Function, Knee-Tilt	694	703	717	731	750	781	822	927	
TA-D-B	24/7 Multi-Funct. Center Tilt, Ratchet Back	883	892	906	920	939	970	1011	1116	

27 1/4 W x 21 1/2 D x 43 1/2 H (690 x 545 x 1105 mm) / C.O.M. fabric: 0.8 yd (0.75 m) Leather: 12 ft² (1.2 m²)

Exec Back




Code	Description	Grade:	C.O.M. fabric							Leather
			A	B	C	D	E	F	G	
TA-E-S	Swivel	493	502	516	530	549	580	621	726	
TA-E-T	Swivel-Tilt, 0 degree tilt-lock	524	533	547	561	580	611	652	757	
TA-E-Z	Synchro-tilt 2 to 1, 0 degree lock	549	558	572	586	605	636	677	782	
TA-E-E	Ergo 3 Paddles	560	569	583	597	616	647	688	793	
TA-E-F	Multi-Funct., Center Tilt, Infinite Lock	576	585	599	613	632	663	704	809	
TA-E-Y	Synchro-tilt 2 to 1	636	645	659	673	692	723	764	869	
TA-E-K	Knee-Tilt	657	666	680	694	713	744	785	890	
TA-E-P	Multi-Function, Knee-Tilt	746	755	769	783	802	833	874	979	
TA-E-B	24/7 Multi-Funct. Center Tilt, Ratchet Back	935	944	958	972	991	1022	1063	1168	

27 1/4 W x 21 1/2 D x 46 1/2 H (690 x 545 x 1180 mm) / C.O.M. fabric: 0.8 yd (0.75 m) Leather: 12 ft² (1.2 m²)

OPTIONS

Adjustable Arm Options		Code	List price	Fixed Arm Options		Code	List price
Width/Height Adjustable, Standard Pad		01	\$120	Fixed Arms, Urethane Armrest		27	\$125
Width/Height Adjustable, S Pad		01S	\$120	Fixed Arms, Urethane Armrest		30	\$115
Width/Height Adjustable, Contoured Pad		02	\$140	Fixed Arms, Urethane Armrest		40	\$115
Width/Height Adjustable, Gel Pad		03	\$175	Fixed Loop Arm, Urethane Armrest		46	\$110
Width/Height Adjustable, Contoured Gel pad		04	\$175	Fixed C Arm, Urethane Armrest		47	\$115
Width/Height Adjust. Swing Arm, Contoured Gel Pad		05	\$285	Fixed Loop Arm, Urethane Armrest		47A	\$135
Pivoting Width/Height Adjustable, Standard Pad		06	\$180	Fixed Aluminum Arm		60	\$145
Pivoting Width/Height Adjustable, Contoured Pad		07	\$200	Fixed Arms, Urethane Armrest		70	\$115
Pivoting Width/Height Adjustable, Gel Pad		08	\$230	Fixed T Arms, Standard Pad		91	\$70
Pivoting Width/Height Adjust., Contoured Gel Pad		09	\$230	Base/Casters Options		Code	List price
Multi-Function, Urethane Pad		96	\$175	Polished Aluminum Base		AL	\$90
Multi-Function, Gel Pad		96G	\$190	Black Aluminum Base		BAL	\$105
Front/Back Slider on Adjustable Arms Only		FB	\$40	High Hub Aluminum Base		HAL	\$95
Seat Options		Code	List price	High Hub Black Resin Base		HBL	N/C
Large Seat, 21"W x 20"D		L	\$20	Fixed Ground Base		BF	N/C
Small Seat, 19 1/2"W x 18"D		S	N/C	Hard Surface Casters		SW	\$12
Sliding Seat Pan		SS	\$60	Glides		GL	\$10
Articulated Seat Pan, N/A on S Seats		AS	\$35	3" Heavy Duty Casters, Std on Everest and Marathon		IC	\$44
Pressure Sens. Foam, Reg. & L Seats		PS	\$80	Cylinder/Mechanism Options (see chart on page 4)		Code	List price
Back Options		Code	List price	Manual Lift		ML	N/C
Adjustable Lumbar		LU	\$55	80 mm Cylinder		80	N/C
Ribbed Knit		R	N/C	100 mm Cylinder		100	N/C
Round Back (N/A on TA-L)		RD	N/C	120 mm Cylinder		120	N/C
Pillow Headrest, Exec Back Only		PI	\$55	140 mm Cylinder		140	\$25



TASK/ERGONOMIC

tact Side chair

To Order: Choose a back size and base and any options from left to right and then add the fabric name and color number followed by the knit color. **An example: TA-L-2-30-Tradition Tango, 7209 Knit back:** Tact Low Back, Cantilever Base, 30 Arms.



TA-L-6-C



TA-H-2-26-RD

Specifications

Steel construction seat and back.
 Suspension technique on seat, 1 3/4" high-density molded foam.
 Fabric cover with zipper on seat, replaceable in the field.
 Knit polyester cover on back.
 All components finished in black.
 Backrest height and width:
 Low backrest (L): 19"H x 18"W (483 x 457 mm)
 High backrest (H): 22 1/2"H x 18"W (572 x 457 mm)
 Seat depth: 19" (483 mm)
 Seat width: 19 1/2" (495mm)

Low backrest



TA-L-2



TA-L-3



TA-L-4



TA-L-6

Code	Description	Grade:	C.O.M. fabric							Leather
			A	B	C	D	E	F	G	
TA-L-2	Cantilever Base on Glides	420	429	443	457	476	507	548	653	
TA-L-3	Sled Base with Glides	420	429	443	457	476	507	548	653	
TA-L-4	4 Leg Base on Casters	420	429	443	457	476	507	548	653	
TA-L-6	Cantilever Base with Glides & 56 Arms	474	483	497	511	530	561	602	707	

27 1/4 W x 21 3/4 D x 35 1/4 H (690 x 550 x 895 mm) / C.O.M. fabric: 0.8 yd (0.75 m) Leather: 12 ft² (1.2 m²)

High backrest



TA-H-2



TA-H-3



TA-H-4



TA-H-6

Code	Description	Grade:	C.O.M. fabric							Leather
			A	B	C	D	E	F	G	
TA-H-2	Cantilever Base on Glides	428	437	451	465	484	515	556	661	
TA-H-3	Sled Base with Glides	428	437	451	465	484	515	556	661	
TA-H-4	4 Leg Base on Casters	428	437	451	465	484	515	556	661	
TA-H-6	Cantilever Base with Glides & 56 Arms	482	491	505	519	538	569	610	715	

27 1/4 W x 21 3/4 D x 37 3/4 H (690 x 550 x 955 mm) / C.O.M. fabric: 0.8 yd (0.75 m) Leather: 12 ft² (1.2 m²)

OPTIONS

Fixed Arm Options

	Code	List price
Fixed Arms, Urethane Armrest	27	\$125
Fixed Arms, Urethane Armrest	30	\$115
Flip Up Tablet Arm, Left	33	\$215
Flip Up Tablet Arm, Right	34	\$215
Fixed Arms, Urethane Armrest	40	\$115
Fixed Loop Arm, Urethane Armrest	46	\$110
Fixed C Arm, Urethane Armrest	47	\$115
Fixed Loop Arm, Urethane Armrest	47A	\$135
Fixed Aluminum Arm	60	\$145
Fixed Arms, Urethane Armrest	70	\$115
Fixed T Arms, Standard Pad	91	\$70

Base/Casters Options

	Code	List price
Hard Surface Casters	SW	\$12
Glides	GL	\$10

Seat Options

	Code	List price
Large Seat, 21"W x 20"D	L	\$20
Articulated Seat Pan, N/A on S Seats	AS	\$35
Pressure Sens. Foam, Reg. & L Seats	PS	\$80

Back Options

	Code	List price
Ribbed Knit	R	N/C
Round Back (N/A on TA-L)	RD	N/C


Finish Options

	Code	List price
Chrome	C	\$60

Laminate Options Tablet Arm

	Code	List price
Black Laminate Tablet Arm	BLL	N/C

Other tablet arm laminates available upon request



See our new line of soft seating.

Built with elegance and simplicity, they are all equipped with a Suspension seat and first quality foam for unparalleled comfort. Various looking models, suitable for relaxation environments are offered in a wide choice of bases, legs and fabrics.

Go to our separate “Lounge Seating” price list.



wave Task Chairs

To Order: Choose a mechanism and any options from left to right and then add the fabric name and color number. **An example: WE-H-Y-96-WGR-Theory Lime:** Wave High Back, Synchro-tilt Mechanism, 96 Arms, 120 mm Cylinder.



WE-H-Y-96-WGR

WU-H-T-01S

Specifications

Steel construction on seat, molded plastic on back.
 Suspension technique on seat, 1 3/4" high-density molded foam.
 Fabric cover with zipper on seat, replaceable in the field.
 All components finished in black.
 Backrest height and width: 25"H x 18 1/2"W (635 x 470 mm)
 Seat depth: 20" (508mm)
 Seat width: 20" (508mm)


High backrest



Code	Description	Grade:	C.O.M. fabric							Leather
			A	B	C	D	E	F	G	
WE-H-S	Swivel		466	475	489	503	522	553	594	699
WE-H-T	Swivel-Tilt, 0 degree tilt-lock		497	506	520	534	553	584	625	730
WE-H-Z	Synchro-tilt 2 to 1, 0 degree lock		522	531	545	559	578	609	650	755
WE-H-E	Ergo 3 Paddles		533	542	556	570	589	620	661	766
WE-H-F	Multi-Funct., Center Tilt, Infinite Lock		549	558	572	586	605	636	677	782
WE-H-Y	Synchro-tilt 2 to 1		609	618	632	646	665	696	737	842
WE-H-K	Knee-Tilt		630	639	653	667	686	717	758	863
WE-H-P	Multi-Function, Knee-Tilt		719	728	742	756	775	806	847	952
WE-H-B	24/7 Multi-Funct. Center Tilt, Ratchet Back		908	917	931	945	964	995	1036	1141
27 1/4 W x 24 1/2 D x 41 H (690 x 620 x 1040 mm) / C.O.M. fabric: 0.75 yd (0.7 m) Leather: 13 ft ² (1.3 m ²)										
WU-H-S	Swivel		519	545	585	625	679	767	885	1095
WU-H-T	Swivel-Tilt, 0 degree tilt-lock		550	576	616	656	710	798	916	1126
WU-H-Z	Synchro-tilt 2 to 1, 0 degree lock		575	601	641	681	735	823	941	1151
WU-H-E	Ergo 3 Paddles		586	612	652	692	746	834	952	1162
WU-H-F	Multi-Funct., Center Tilt, Infinite Lock		602	628	668	708	762	850	968	1178
WU-H-Y	Synchro-tilt 2 to 1		662	688	728	768	822	910	1028	1238
WU-H-K	Knee-Tilt		683	709	749	789	843	931	1049	1259
WU-H-P	Multi-Function, Knee-Tilt		772	798	838	878	932	1020	1138	1348
WU-H-B	24/7 Multi-Funct. Center Tilt, Ratchet Back		961	987	1027	1067	1121	1209	1327	1537
27 1/4 W x 24 1/2 D x 41 H (690 x 620 x 1040 mm) / C.O.M. fabric: 1.5 yd (1.3 m) Leather: 26 ft ² (2.6 m ²)										

OPTIONS

Adjustable Arm Options		Code	List price	Fixed Arm Options		Code	List price
Width/Height Adjustable, Standard Pad		01	\$120	Fixed Arms, Urethane Armrest		27	\$125
Width/Height Adjustable, S Pad		01S	\$120	Fixed Arms, Urethane Armrest		30	\$115
Width/Height Adjustable, Contoured Pad		02	\$140	Fixed Arms, Urethane Armrest		40	\$115
Width/Height Adjustable, Gel Pad		03	\$175	Fixed Loop Arm, Urethane Armrest		46	\$110
Width/Height Adjustable, Contoured Gel pad		04	\$175	Fixed C Arm, Urethane Armrest		47	\$115
Width/Height Adjust. Swing Arm, Contoured Gel Pad		05	\$285	Fixed Loop Arm, Urethane Armrest		47A	\$135
Pivoting Width/Height Adjustable, Standard Pad		06	\$180	Fixed Aluminum Arm		60	\$145
Pivoting Width/Height Adjustable, Contoured Pad		07	\$200	Fixed Arms, Urethane Armrest		70	\$115
Pivoting Width/Height Adjustable, Gel Pad		08	\$230	Fixed T Arms, Standard Pad		91	\$70
Pivoting Width/Height Adjust., Contoured Gel Pad		09	\$230	Base/Casters Options		Code	List price
Multi-Function, Urethane Pad		96	\$175	Polished Aluminum Base		AL	\$90
Multi-Function, Gel Pad		96G	\$190	Black Aluminum Base		BAL	\$105
Front/Back Slider on Adjustable Arms Only		FB	\$40	High Hub Aluminum Base		HAL	\$95
Seat Options		Code	List price	High Hub Black Resin Base		HBL	N/C
Large Seat, 21"W x 21"D		L	\$20	Fixed Ground Base		BF	N/C
Small Seat, 20"W x 19"D		S	N/C	Hard Surface Casters		SW	\$12
Sliding Seat Pan		SS	\$60	Glides		GL	\$10
Articulated Seat Pan, N/A on S Seats		AS	\$35	3" Heavy Duty Casters, Std on Everest and Marathon		IC	\$44
Pressure Sens. Foam, Reg. & L Seats		PS	\$80	Cylinder/Mechanism Options (see chart on page 4)		Code	List price
Back Options		Code	List price	Manual Lift		ML	N/C
Black Nylon Back (WE model only)		WBL	N/C	80 mm Cylinder		80	N/C
Grey Nylon Back (WE model only)		WGR	N/C	100 mm Cylinder		100	N/C
				120 mm Cylinder		120	N/C
				140 mm Cylinder		140	\$25
				Drafting Kit 8" Stroke, E,S Mech., L&H Backs Only		200	\$120
				Drafting Kit 10" Stroke, E,S Mech., L&H Backs Only		250	\$120
				12" Fixed Footrest, E,S Mec. w/250 cyl. Only		FFR	\$20



TASK/ERGONOMIC

wave Side chair

To Order: Choose a base and any options from left to right and then add the fabric name and color number. *An example: WE-H-2-30-WBL-Theory Lime:* Wave, Cantilever base, 30 Arms.

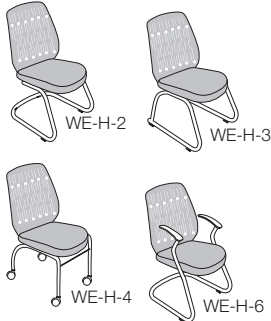


WE-H-6-C-WBL

Specifications

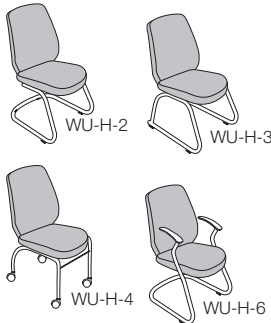
Steel construction on seat, molded plastic on back.
 Suspension technique on seat, 1 3/4" high-density molded foam.
 Fabric cover with zipper on seat, replaceable in the field.
 All components finished in black.
 Backrest height and width: 25"H x 18 1/2"W (635 x 470 mm)
 Seat depth: 20" (508mm)
 Seat width: 20" (508mm)

High backrest



Code	Description	Grade:	C.O.M. fabric							Leather
			A	B	C	D	E	F	G	
WE-H-2	Cantilever Base on Glides		486	495	509	523	542	573	614	719
WE-H-3	Sled Base with Glides		486	495	509	523	542	573	614	719
WE-H-4	4 Leg Base on Casters		486	495	509	523	542	573	614	719
WE-H-6	Cantilever Base with Glides & 56 Arms		541	550	564	578	597	628	669	774

27 1/4 W x 24 1/2 D x 38 1/2 H (690 x 620 x 975 mm) / C.O.M. fabric: 0.75 yd (0.7 m) Leather: 13 ft² (1.3 m²)



Code	Description	Grade:	C.O.M. fabric							Leather
			A	B	C	D	E	F	G	
WU-H-2	Cantilever Base on Glides		539	565	605	645	699	787	905	1115
WU-H-3	Sled Base with Glides		539	565	605	645	699	787	905	1115
WU-H-4	4 Leg Base on Casters		539	565	605	645	699	787	905	1115
WU-H-6	Cantilever Base with Glides & 56 Arms		594	620	660	700	754	842	960	1170

27 1/4 W x 24 1/2 D x 38 1/2 H (690 x 620 x 975 mm) / C.O.M. fabric: 1.5 yd (1.3 m) Leather: 26 ft² (2.6 m²)

OPTIONS

Fixed Arm Options

	Code	List price
Fixed Arms, Urethane Armrest	27	\$125
Fixed Arms, Urethane Armrest	30	\$115
Flip Up Tablet Arm, Left	33	\$215
Flip Up Tablet Arm, Right	34	\$215
Fixed Arms, Urethane Armrest	40	\$115
Fixed Loop Arm, Urethane Armrest	46	\$110
Fixed C Arm, Urethane Armrest	47	\$115
Fixed Loop Arm, Urethane Armrest	47A	\$135
Fixed Aluminum Arm	60	\$145
Fixed Arms, Urethane Armrest	70	\$115
Fixed T Arms, Standard Pad	91	\$70

Base/Casters Options

	Code	List price
Hard Surface Casters	SW	\$12
Glides	GL	\$10

Seat Options

	Code	List price
Large Seat, 21"W x 21"D	L	\$20
Articulated Seat Pan, N/A on S Seats	AS	\$35
Pressure Sens. Foam, Reg. & L Seats	PS	\$80

Back Options

	Code	List price
Black Nylon Back (WE model only)	WBL	N/C
Grey Nylon Back (WE model only)	WGR	N/C


Finish Options

	Code	List price
Chrome	C	\$60

Laminate Options Tablet Arm

	Code	List price
Black Laminate Tablet Arm	BLL	N/C

Other tablet arm laminates available upon request



To Order: Choose a mechanism and any options from left to right and then add the fabric name and color number followed by the mesh color. **An example: ML-H-F-01-SS-120-Tradition Tango, G9040 Mesh Back:** Malla, Multi-Function Mechanism, 01 Arms, Seat Slider, 120 mm Cylinder.



ML-H-Y-96-HAL

Specifications

Steel construction on seat, aluminum and molded plastic on back.
 Suspension technique on seat, 2" high-density molded foam.
 Fabric cover with zipper on seat, replaceable in the field.
 Mesh polyester cover on back.
 All components finished in black.
 Backrest height and width: 21"H x 19 1/2"W (533 x 495 mm)
 Seat depth: 19 1/2" (495mm)
 Seat width: 19 3/4" (502mm)

High backrest



Code	Description	Grade:	C.O.M. fabric							Leather
			A	B	C	D	E	F	G	
ML-H-S	Swivel	485	495	511	527	549	584	631	747	
ML-H-T	Swivel-Tilt, 0 degree tilt-lock	516	526	542	558	580	615	662	778	
ML-H-Z	Synchro-tilt 2 to 1, 0 degree lock	541	551	567	583	605	640	687	803	
ML-H-E	Ergo 3 Paddles	552	562	578	594	616	651	698	814	
ML-H-F	Multi-Funct., Center Tilt, Infinite Lock	568	578	594	610	632	667	714	830	
ML-H-Y	Synchro-tilt 2 to 1	628	638	654	670	692	727	774	890	
ML-H-K	Knee-Tilt	649	659	675	691	713	748	795	911	
ML-H-P	Multi-Function, Knee-Tilt	768	778	794	810	832	867	914	1030	
ML-H-B	24/7 Multi-Funct. Center Tilt, Ratchet Back	927	937	953	969	991	1026	1073	1189	

27 1/4 W x 24 D x 41 H (690 x 610 x 1040 mm) / C.O.M. fabric: 0.8 yd (0.75 m) Leather: 15 ft² (1.4 m²)

OPTIONS

Adjustable Arm Options

	Code	List price
Width/Height Adjustable, Standard Pad	01	\$120
Width/Height Adjustable, S Pad	01S	\$120
Width/Height Adjustable, Contoured Pad	02	\$140
Width/Height Adjustable, Gel Pad	03	\$175
Width/Height Adjustable, Contoured Gel pad	04	\$175
Width/Height Adjust. Swing Arm, Contoured Gel Pad	05	\$285
Pivoting Width/Height Adjustable, Standard Pad	06	\$180
Pivoting Width/Height Adjustable, Contoured Pad	07	\$200
Pivoting Width/Height Adjustable, Gel Pad	08	\$230
Pivoting Width/Height Adjust., Contoured Gel Pad	09	\$230
Multi-Function, Urethane Pad	96	\$175
Multi-Function, Gel Pad	96G	\$190
Front/Back Slider on Adjustable Arms Only	FB	\$40

Seat Options

	Code	List price
Large Seat, 22"W x 20 3/4"D	L	\$20
Small Seat, 19 3/4"W x 18 1/2"D	S	N/C
Sliding Seat Pan	SS	\$60
Articulated Seat Pan, N/A on S Seats	AS	\$35
Pressure Sens. Foam, Reg. & L Seats	PS	\$80

Cylinder/Mechanism Options (see chart on page 4)

	Code	List price
Manual Lift	ML	N/C
80 mm Cylinder	80	N/C
100 mm Cylinder	100	N/C
120 mm Cylinder	120	N/C
140 mm Cylinder	140	\$25
Drafting Kit 8" Stroke, E,S Mech., L&H Backs Only	200	\$120
Drafting Kit 10" Stroke, E,S Mech., L&H Backs Only	250	\$120
12" Fixed Footrest, E,S Mec. w/250 cyl. Only	FFR	\$20

Fixed Arm Options

	Code	List price
Fixed Arms, Urethane Armrest	27	\$125
Fixed Arms, Urethane Armrest	30	\$115
Fixed Arms, Urethane Armrest	40	\$115
Fixed Loop Arm, Urethane Armrest	46	\$110
Fixed C Arm, Urethane Armrest	47	\$115
Fixed Loop Arm, Urethane Armrest	47A	\$135
Fixed Aluminum Arm	60	\$145
Fixed Arms, Urethane Armrest	70	\$115
Fixed T Arms, Standard Pad	91	\$70

Back Options

	Code	List price
Adjustable Lumbar	LU	\$55


Base/Casters Options

	Code	List price
Polished Aluminum Base	AL	\$90
Black Aluminum Base	BAL	\$105
High Hub Aluminum Base	HAL	\$95
High Hub Black Resin Base	HBL	N/C
Fixed Ground Base	BF	N/C
Hard Surface Casters	SW	\$12
Glides	GL	\$10
3" Heavy Duty Casters, Std on Everest and Marathon	IC	\$44

Mesh Options

	Code	List price
Black Mesh	B9041	N/C
Gray Mesh	G9040	N/C

TASK/ERGONOMIC



malla Side chair

To Order: Choose a base and any options from left to right and then add the fabric name and color number followed by the mesh color. **An example: ML-H-2-30-Tradition Tango, G9040 Mesh Back:** Malla, Cantilever Base, 30 Arms.



ML-H-2-26

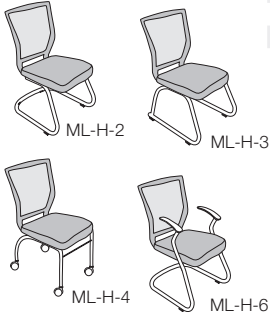
ML-H-4

ML-H-6-C

Specifications

Steel construction on seat, aluminum and molded plastic on back.
 Suspension technique on seat, 2" high-density molded foam.
 Fabric cover with zipper on seat, replaceable in the field.
 Mesh polyester cover on back.
 All components finished in black.
 Backrest height and width: 21"H x 19 1/2"W (533 x 495 mm)
 Seat depth: 19 1/2" (495mm)
 Seat width: 19 3/4" (502mm)

High backrest



Code	Description	Grade:	C.O.M. fabric							Leather
			A	B	C	D	E	F	G	
ML-H-2	Cantilever Base on Glides	498	508	524	540	562	597	644	760	
ML-H-3	Sled Base with Glides	498	508	524	540	562	597	644	760	
ML-H-4	4 Leg Base on Casters	498	508	524	540	562	597	644	760	
ML-H-6	Cantilever Base with Glides & 56 Arms	562	572	588	604	626	661	708	824	

27 1/4 W x 24 D x 38 3/4 H (690 x 610 x 985 mm) / C.O.M. fabric: 0.8 yd (0.75 m) Leather: 15 ft² (1.4 m²)

OPTIONS

Fixed Arm Options

	Code	List price
Fixed Arms, Urethane Armrest	27	\$125
Fixed Arms, Urethane Armrest	30	\$115
Flip Up Tablet Arm, Left	33	\$215
Flip Up Tablet Arm, Right	34	\$215
Fixed Arms, Urethane Armrest	40	\$115
Fixed Loop Arm, Urethane Armrest	46	\$110
Fixed C Arm, Urethane Armrest	47	\$115
Fixed Loop Arm, Urethane Armrest	47A	\$135
Fixed Aluminum Arm	60	\$145
Fixed Arms, Urethane Armrest	70	\$115
Fixed T Arms, Standard Pad	91	\$70

Base/Casters Options

	Code	List price
Hard Surface Casters	SW	\$12
Glides	GL	\$10

Seat Options

	Code	List price
Large Seat, 22"W x 20 3/4"D	L	\$20
Articulated Seat Pan, N/A on S Seats	AS	\$35
Pressure Sens. Foam, Reg. & L Seats	PS	\$80

Finish Options

	Code	List price
Chrome	C	\$60

Laminate Options Tablet Arm

	Code	List price
Black Laminate Tablet Arm	BLL	N/C

Other tablet arm laminates available upon request

Mesh Options

	Code	List price
Black Mesh	B9041	N/C
Gray Mesh	G9040	N/C

26




27



28



30



33



34



46



47



47A



40



60



70



To order: Choose a back size and mechanism and any options from left to right and then add the fabric name followed by the knit color number. **An example: VO-H-F-01-SS-120-Tradition Tango, 7209 Knit Back:** Voilà, High Back, Multi-Function Mechanism, 01 Arms, Seat Slider, 120 mm Cylinder.



VO-H-Y-08

Specifications

Steel construction and Suspension technique on the seat and aluminum on the back.

1 7/8" high density molded foam on seat.

Fabric cover with zipper replaceable in the field on seat.

Knit polyester cover on back.

All components finished in black

Backrest height and width:

Low backrest (L): 20"H x 18¼"W (508 x 464 mm)

High backrest (H): 22¼"H x 18¼"W (565 x 464 mm)

Seat depth: 19 ¾" (502mm)

Seat width: 20" (507 mm)

All backs are non height adjustable.

Low backrest



VO-L

High backrest



VO-H

Code	Description	Grade:	C.O.M. fabric						Leather	
			A	B	C	D	E	F		G
VO-L-S	Swivel		645	654	668	682	701	732	773	904
VO-L-T	Swivel-Tilt, 0 degree tilt-lock		676	685	699	713	732	763	804	935
VO-L-Z	Synchro-tilt 2 to 1, 0 degree lock		701	710	724	738	757	788	829	960
VO-L-E	Ergo 3 Paddles		712	721	735	749	768	799	840	971
VO-L-F	Multi-Funct., Center Tilt, Infinite Lock		728	737	751	765	784	815	856	987
VO-L-Y	Synchro-tilt 2 to 1		788	797	811	825	844	875	916	1047
VO-L-K	Knee-Tilt		809	818	832	846	865	896	937	1068
VO-L-P	Multi-Function, Knee-Tilt		898	907	921	935	954	985	1026	1157
VO-L-B	24/7 Multi-Funct. Center Tilt, Ratchet Back		1087	1096	1110	1124	1143	1174	1215	1346
27 ¼ W x 23 ¾ D x 41 H (690 x 605 x 1040 mm) / C.O.M. fabric: 0.8 yd (0.75m), Leather: 15 ft² (1.4m²)										
VO-H-S	Swivel		666	675	689	703	722	753	794	925
VO-H-T	Swivel-Tilt, 0 degree tilt-lock		697	706	720	734	753	784	825	956
VO-H-Z	Synchro-tilt 2 to 1, 0 degree lock		722	731	745	759	778	809	850	981
VO-H-E	Ergo 3 Paddles		733	742	756	770	789	820	861	992
VO-H-F	Multi-Funct., Center Tilt, Infinite Lock		749	758	772	786	805	836	877	1008
VO-H-Y	Synchro-tilt 2 to 1		809	818	832	846	865	896	937	1068
VO-H-K	Knee-Tilt		830	839	853	867	886	917	958	1089
VO-H-P	Multi-Function, Knee-Tilt		919	928	942	956	975	1006	1047	1178
VO-H-B	24/7 Multi-Funct. Center Tilt, Ratchet Back		1108	1117	1131	1145	1164	1195	1236	1367
27 ¼ W x 23 ¾ D x 43 ¼ H (690 x 605 x 1100 mm) / C.O.M. fabric: 0.8 yd (0.75m), Leather: 15 ft² (1.4m²)										

OPTIONS

Adjustable Arm Options

	Code	List price
Width/Height Adjustable, Standard Pad	01	\$120
Width/Height Adjustable, S Pad	01S	\$120
Width/Height Adjustable, Contoured Pad	02	\$140
Width/Height Adjustable, Gel Pad	03	\$175
Width/Height Adjustable, Contoured Gel pad	04	\$175
Width/Height Adjust. Swing Arm, Contoured Gel Pad	05	\$285
Pivoting Width/Height Adjustable, Standard Pad	06	\$180
Pivoting Width/Height Adjustable, Contoured Pad	07	\$200
Pivoting Width/Height Adjustable, Gel Pad	08	\$230
Pivoting Width/Height Adjust., Contoured Gel Pad	09	\$230
Multi-Function, Urethane Pad	96	\$175
Multi-Function, Gel Pad	96G	\$190
Front/Back Slider on Adjustable Arms Only	FB	\$40

Seat Options

	Code	List price
Large Seat, 21"W x 20 3/4"D	L	\$20
Small Seat, 20"W x 18 3/4"D	S	N/C
Sliding Seat Pan	SS	\$60
Articulated Seat Pan, N/A on S Seats	AS	\$35
Pressure Sens. Foam, Reg. & L Seats	PS	\$80

Base/Casters Options

	Code	List price
Polished Aluminum Base	AL	\$90
Black Aluminum Base	BAL	\$105
High Hub Aluminum Base	HAL	\$95
High Hub Black Resin Base	HBL	N/C
Fixed Ground Base	BF	N/C
Hard Surface Casters	SW	\$12
Glides	GL	\$10
3" Heavy Duty Casters, Std on Everest and Marathon	IC	\$44

Fixed Arm Options

	Code	List price
Fixed Arms, Urethane Armrest	27	\$125
Fixed Arms, Urethane Armrest	30	\$115
Fixed Arms, Urethane Armrest	40	\$115
Fixed Loop Arm, Urethane Armrest	46	\$110
Fixed C Arm, Urethane Armrest	47	\$115
Fixed Loop Arm, Urethane Armrest	47A	\$135
Fixed Aluminum Arm	60	\$145
Fixed Arms, Urethane Armrest	70	\$115
Fixed T Arms, Standard Pad	91	\$70

Back Options

	Code	List price
Air Lumbar	LU	\$85
Coat Hanger Sandex Finish	CH	\$22

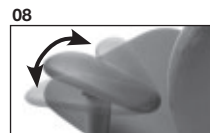

Cylinder/Mechanism Options (see chart on page 4)

	Code	List price
Manual Lift	ML	N/C
80 mm Cylinder	80	N/C
100 mm Cylinder	100	N/C
120 mm Cylinder	120	N/C
140 mm Cylinder	140	\$25
Drafting Kit 8" Stroke, E,S Mech., L&H Backs Only	200	\$120
Drafting Kit 10" Stroke, E,S Mech., L&H Backs Only	250	\$120
12" Fixed Footrest, E,S Mec. w/250 cyl. Only	FFR	\$20

Finish Options

	Code	List price
Polished Aluminum Back w/ Chromed Back Bar	P	\$80

TASK/ERGONOMIC



voilà Task Chairs



VO-E-P-27

To order: Choose a back size and mechanism and any options from left to right and then add the fabric name followed by the knit color number. **An example: VO-E-F-01-SS-120-Tradition Tango, 7209 Knit Back:** Voilà, Exec Back, Multi-Function Mechanism, 01 Arms, 120 mm Cylinder.

Specifications

Steel construction and Suspension technique on the seat and aluminum on the back.
 1 7/8" high density molded foam on seat.
 Fabric cover with zipper replaceable in the field on seat.
 Knit polyester cover on back.
 All components finished in black
 Backrest height and width: 31"H x 18"W (787 x 464 mm)
 Seat depth: 19 3/4" (502mm)
 Seat width: 20" (507 mm)
 All components, including fabric headrest, are finished in black.
 All backs are non height adjustable.



Exec backrest

VO-E

Code	Description	Grade:	C.O.M. fabric							Leather
			A	B	C	D	E	F	G	
VO-E-S	Swivel	803	812	826	840	859	890	931	1062	
VO-E-T	Swivel-Tilt, 0 degree tilt-lock	834	843	857	871	890	921	962	1093	
VO-E-Z	Synchro-tilt 2 to 1, 0 degree lock	859	868	882	896	915	946	987	1118	
VO-E-E	Ergo 3 Paddles	870	879	893	907	926	957	998	1129	
VO-E-F	Multi-Funct., Center Tilt, Infinite Lock	886	895	909	923	942	973	1014	1145	
VO-E-Y	Synchro-tilt 2 to 1	946	955	969	983	1002	1033	1074	1205	
VO-E-K	Knee-Tilt	967	976	990	1004	1023	1054	1095	1226	
VO-E-P	Multi-Function, Knee-Tilt	1056	1065	1079	1093	1112	1143	1184	1315	
VO-E-B	24/7 Multi-Funct. Center Tilt, Ratchet Back	1245	1254	1268	1282	1301	1332	1373	1504	

27 1/4 W x 23 3/4 D x 51 3/4 H (690 x 605 x 1315 mm) / C.O.M. fabric: 0.8 yd (0.75m), Leather: 15 ft² (1.4m²)

OPTIONS

Adjustable Arm Options

Code	List price
01	\$120
01S	\$120
02	\$140
03	\$175
04	\$175
05	\$285
06	\$180
07	\$200
08	\$230
09	\$230
96	\$175
96G	\$190
FB	\$40

Seat Options

Code	List price
L	\$20
S	N/C
SS	\$60
AS	\$35
PS	\$80

Base/Casters Options

Code	List price
AL	\$90
BAL	\$105
HAL	\$95
HBL	N/C
BF	N/C
SW	\$12
GL	\$10
IC	\$44

Fixed Arm Options

Code	List price
27	\$125
30	\$115
40	\$115
46	\$110
47	\$115
47A	\$135
60	\$145
70	\$115
91	\$70

Back Options


Code	List price
LU	\$85
CH	\$22

Cylinder/Mechanism Options (see chart on page 4)

Code	List price
ML	N/C
80	N/C
100	N/C
120	N/C
140	\$25

Finish Options

Code	List price
P	\$80



To order: Choose a back size and Base and any options from left to right and then add the fabric name followed by the Knit color number. **An example: VO-H-4-27-Tradition Tango, 7209 Knit Back:** Voilà, High Back, 4 Leg Base on Casters, 27 Arm.



VO-L-2-28



VO-L-6-C-P

Specifications

Steel construction and Suspension technique on the seat and aluminum on the back.

1 7/8" high density molded foam on seat.

Fabric cover with zipper replaceable in the field on seat.

Knit polyester cover on back.

All components finished in black

Backrest height and width:

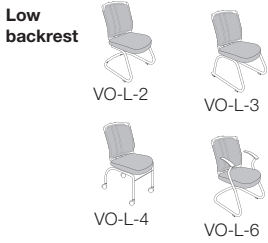
Low backrest (L): 20"H x 18¼"W (508 x 464 mm)

High backrest (H): 22¼"H x 18¼"W (565 x 464 mm)

Seat depth: 19 ¾" (502mm)

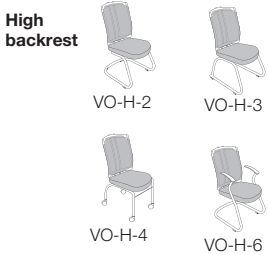
Seat width: 20" (507 mm)

All backs are non height adjustable.



Code	Description	Grade:	C.O.M. fabric							Leather
			A	B	C	D	E	F	G	
VO-L-2	Cantilever Base on Glides	619	628	642	656	675	706	747	878	
VO-L-3	Sled Base with Glides	619	628	642	656	675	706	747	878	
VO-L-4	4 Leg Base on Casters	619	628	642	656	675	706	747	878	
VO-L-6	Cantilever Base with Glides & 56 Arms	674	683	697	711	730	761	802	933	

27 ¼ W x 23 ¾ D x 38 ½ H (690 x 605 x 975 mm) / C.O.M. fabric: 0.8 yd (0.75m), Leather: 15 ft² (1.4m²)



Code	Description	Grade:	C.O.M. fabric							Leather
			A	B	C	D	E	F	G	
VO-H-2	Cantilever Base on Glides	631	640	654	668	687	718	759	890	
VO-H-3	Sled Base with Glides	631	640	654	668	687	718	759	890	
VO-H-4	4 Leg Base on Casters	631	640	654	668	687	718	759	890	
VO-H-6	Cantilever Base with Glides & 56 Arms	686	695	709	723	742	773	814	945	

27 ¼ W x 23 ¾ D x 40 ½ H (690 x 605 x 1025 mm) / C.O.M. fabric: 0.8 yd (0.75m), Leather: 15 ft² (1.4m²)

OPTIONS

Fixed Arm Options	Code	List price
Fixed Arms, Urethane Armrest	27	\$125
Fixed Arms, Urethane Armrest	30	\$115
Flip Up Tablet Arm, Left	33	\$215
Flip Up Tablet Arm, Right	34	\$215
Fixed Arms, Urethane Armrest	40	\$115
Fixed Loop Arm, Urethane Armrest	46	\$110
Fixed C Arm, Urethane Armrest	47	\$115
Fixed Loop Arm, Urethane Armrest	47A	\$135
Fixed Aluminum Arm	60	\$145
Fixed Arms, Urethane Armrest	70	\$115
Fixed T Arms, Standard Pad	91	\$70


Seat Options	Code	List price
Large Seat, 21"W x 20 3/4"D	L	\$20
Articulated Seat Pan, N/A on S Seats	AS	\$35
Pressure Sens. Foam, Reg. & L Seats	PS	\$80

Base/Casters Options	Code	List price
Hard Surface Casters	SW	\$12
Glides	GL	\$10

Finish Options	Code	List price
Polished Aluminum Back w/ Chromed Back Bar	P	\$80
Chrome	C	\$60

Laminate Options Tablet Arm	Code	List price
Black Laminate Tablet Arm	BLL	N/C

Other tablet arm laminates available upon request



previous section

task/ergonomic

Page 11-50

next sections

intensive use

page 52-53

executive/conference

page 54-56

stacking/guest

page 58-72

lounge/hospitality

page 73-76

To Order: Add any options from left to right and then add the fabric name and color number.
An example: EV-D-B-01 Theory Lime: Everest, Director Back 01 Arms.



EV-D-B-02



EV-H-3-26

Specifications

Designed for the big and tall person with a 500 lbs rated capacity. Reinforced 14 gauge steel structure and Suspension technique. 1½" medium-density foam on backrest. 2¾" layered high-density molded foam and sheet foam on seat. Heavy duty mechanism with ratchet back and 120mm 500N cylinder.

27" cast aluminum base with 3" heavy duty casters. Fabric (or leather) cover with zipper, replaceable in the field. All other components finished in black. May also be specified as a multi-shift chair: see warranty issues on page 1.

Backrest height: Director (D): 29" (737mm) Seat height: Low: 20½" (521mm)
 High (H): 21½" (546mm) High: 23½" (597mm)
 Backrest width: 22" (559 mm)
 Seat depth: 22" (560 mm)
 Seat width: 25" (635 mm)

High backrest



Code	Description	Grade:	C.O.M. fabric							Leather
			A	B	C	D	E	F	G	
EV-H-B	24/7 Multi-Funct. Center Tilt, Ratchet Back		1004	1031	1072	1113	1169	1259	1380	1606
			32 W x 24 D x 42 ¼ H (810 x 610 x 1075 mm) / C.O.M. fabric: 1,8 yd (1,65 m)							

Director backrest



Code	Description	Grade:	C.O.M. fabric							Leather
			A	B	C	D	E	F	G	
EV-D-B	24/7 Multi-Funct. Center Tilt, Ratchet Back		1069	1094	1133	1172	1225	1310	1426	1722
			32 W x 24 D x 48 ¼ H (810 x 610 x 1225 mm) / C.O.M. fabric: 2 yd (1,8 m)							

High backrest



Code	Description	Grade:	C.O.M. fabric							Leather
			A	B	C	D	E	F	G	
EV-H-3	Sled Base with Glides		830	859	904	949	1010	1109	1242	1434
			32 W x 24 D x 37 ¾ H (810 x 610 x 955 mm) / C.O.M. fabric: 1.8 yd (1.65m)							

OPTIONS

Adjustable Arm Options

	Code	List price
Width/Height Adjustable, Standard Pad	01	\$120
Width/Height Adjustable, S Pad	01S	\$120
Width/Height Adjustable, Contoured Pad	02	\$140
Width/Height Adjustable, Gel Pad	03	\$175
Width/Height Adjustable, Contoured Gel pad	04	\$175
Folding Arm Width/Height Adjustable, Standard Pad	16	\$170
Folding Arm Width/Height Adjustable, Contoured Pad	17	\$190
Folding Arm Width/Height Adjustable, Gel Pad	18	\$220
Multi-Function, Urethane Pad	96	\$175
Multi-Function, Gel Pad	96G	\$190
Front/Back Slider on Adjustable Arms Only	FB	\$40

Seat Options

	Code	List price
Short Seat Depth (25"W x 19"D)	SD	N/C
Sliding Seat Pan	SS	\$60

Cylinder/Mechanism Options (see chart on page 4)

	Code	List price
80 mm Heavy Duty Cylinder	80H	N/C

Fixed Arm Options

	Code	List price
Fixed Arms, Urethane Armrest	27	\$125
Fixed Arms, Urethane Armrest	30	\$115
Fixed Arms, Urethane Armrest	40	\$115
Fixed Loop Arm, Urethane Armrest	46	\$110
Fixed C Arm, Urethane Armrest	47	\$115
Fixed Loop Arm, Urethane Armrest	47A	\$135
Fixed Aluminum Arm	60	\$145
Fixed Arms, Urethane Armrest	70	\$115
Fixed T Arms, Standard Pad	91	\$70



Back Options

	Code	List price
Air Lumbar	LU	\$85

Base/Casters Options

	Code	List price
Hard Surface Casters	SW	\$12

INTENSIVE USE



marathon 24/7 chair

To Order: Choose a back size and any options from left to right and then add the fabric name and color number. **An example:** MA-D-B-01-SS Theory Lime: Marathon, Director Back 01 Arms, Seat Slider.



Specifications

Designed for multi-shift operations. Reinforced 14 gauge steel structure and Suspension technique. 1 1/4" medium-density foam on backrest. 1 3/8" high-density molded foam on seat. Heavy duty mechanism with ratchet back and 120mm 500N cylinder. 27" cast aluminum base with 3" heavy duty casters.

Fabric (or leather) cover with zipper, replaceable in the field. All other components finished in black.

Backrest height and width:

Low backrest (L):	16"H x 18"W (406 x 457mm)
High backrest (H):	21"H x 18"W (533 x 457mm)
Director backrest (D):	27"H x 18"W (686 x 457mm)
Exec backrest (E):	30"H x 18"W (762 x 457mm)

Seat depth:	19" (483 mm)	Seat Height: Low:	20" (508 mm)
Seat width:	20" (508 mm)	Seat Height: High:	23" (584 mm)

Low backrest



High backrest



Director backrest



Exec backrest



Code	Description	Grade:	C.O.M. fabric							Leather
			A	B	C	D	E	F	G	
MA-L-B	24/7 Multi-Funct. Center Tilt, Ratchet Back 27 1/4 W x 24 1/4 D x 37 1/4 H (690 x 615 x 945 mm) /	851	867	891	915	948	1000	1071	1304	C.O.M. fabric: 1.35 yd (1,25 m), Leather: 24 ft² (2,23 m²)
MA-H-B	24/7 Multi-Funct. Center Tilt, Ratchet Back 27 1/4 W x 23 1/2 D x 42 1/2 H (690 x 595 x 1080 mm) /	900	918	946	974	1012	1073	1156	1406	C.O.M. fabric: 1.5 yd (1,35 m), Leather: 26 ft² (2,42 m²)
MA-D-B	24/7 Multi-Funct. Center Tilt, Ratchet Back 27 1/4 W x 23 1/2 D x 48 1/2 H (690 x 595 x 1230 mm) /	1011	1034	1069	1104	1152	1228	1332	1580	C.O.M. fabric: 1.75 yd (1,6 m), Leather: 30 ft² (2,8 m²)
MA-E-B	24/7 Multi-Funct. Center Tilt, Ratchet Back 27 1/4 W x 23 1/2 D x 52 1/4 H (690 x 595 x 1325 mm) /	1011	1034	1069	1104	1152	1228	1332	1580	C.O.M. fabric: 1.8 yd (1,65 m), Leather: 32 ft² (3 m²)

OPTIONS

Adjustable Arm Options

Code	List price
01	\$120
01S	\$120
02	\$140
03	\$175
04	\$175
05	\$285
06	\$180
07	\$200
08	\$230
09	\$230
96	\$175
96G	\$190
FB	\$40

Seat Options

Code	List price
L	\$20
S	N/C
SS	\$60
AS	\$35
PS	\$80

Cylinder/Mechanism Options (see chart on page 4)

Code	List price
80H	N/C

Fixed Arm Options

Code	List price
27	\$125
30	\$115
40	\$115
46	\$110
47	\$115
47A	\$135
60	\$145
70	\$115
91	\$70

Back Options

Code	List price
LU	\$85

Base/Casters Options

Code	List price
SW	\$12

01S



02



03



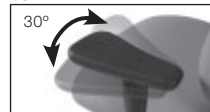
04




08



09



30



46



47



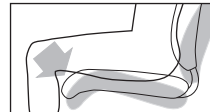
47A



70



AS



INTENSIVE USE

ovation Executive chair

To Order: Choose a back size and mechanism and any options from left to right and then add the fabric name and color number. **An example: OV-H-K-29 Black Leather:** Viva High Back, Knee-Tilt Mechanism, 29 Arms.



OV-H-K-60



OV-D-K-29P-AL

Specifications

Steel construction and Suspension technique.
Standard seat is Large.
1 3/4" high-density foam on backrest and seat.
Fabric (or leather) cover with zipper, replaceable in the field.
All components finished in black.
Backrest height and width:
High backrest (H): 24"H x 19"W (610 x 483 mm)
Director backrest (D): 27"H x 19"W (686 x 483 mm)
Seat depth: 20" (508 mm)
Seat width: 21" (533mm)

High backrest



Director backrest



Code	Description	Grade:	C.O.M. fabric					Vinyle/Leather		
			A	B	C	D	E	F	G	Leather
OV-H-S	Swivel		534	557	592	627	675	751	855	1012
OV-H-T	Swivel-Tilt, 0 degree tilt-lock		565	588	623	658	706	782	886	1043
OV-H-Z	Synchro-tilt 2 to 1, 0 degree lock		590	613	648	683	731	807	911	1068
OV-H-E	Ergo 3 Paddles, Ratchet Back		601	624	659	694	742	818	922	1079
OV-H-F	Multi-Funct., Center Tilt, Infinite Lock, Ratch. Back		617	640	675	710	758	834	938	1095
OV-H-Y	Synchro-tilt 2 to 1, Ratchet Back		677	700	735	770	818	894	998	1155
OV-H-K	Knee-Tilt		698	721	756	791	839	915	1019	1176
OV-H-P	Multi-Function, Knee-Tilt, Ratchet Back		817	840	875	910	958	1034	1138	1295
			27 1/4 W x 28 D x 40 3/4 H (690 x 710 x 1035 mm) / C.O.M. fabric: 1.65 yd (1.50 m) Leather: 36 ft² (3.35 m²)							
OV-D-S	Swivel		538	562	599	636	686	767	877	1022
OV-D-T	Swivel-Tilt, 0 degree tilt-lock		569	593	630	667	717	798	908	1053
OV-D-Z	Synchro-tilt 2 to 1, 0 degree lock		594	618	655	692	742	823	933	1078
OV-D-E	Ergo 3 Paddles, Ratchet Back		605	629	666	703	753	834	944	1089
OV-D-F	Multi-Funct., Center Tilt, Infinite Lock, Ratch. Back		621	645	682	719	769	850	960	1105
OV-D-Y	Synchro-tilt 2 to 1, Ratchet Back		681	705	742	779	829	910	1020	1165
OV-D-K	Knee-Tilt		702	726	763	800	850	931	1041	1186
OV-D-P	Multi-Function, Knee-Tilt, Ratchet Back		821	845	882	919	969	1050	1160	1305
			27 1/4 W x 28 D x 43 3/4 H (690 x 710 x 1110 mm) / C.O.M. fabric: 1.75 yd (1.60 m) Leather: 38 ft² (3.55 m²)							

OPTIONS

Adjustable Arm Options

	Code	List price
Width/Height Adjustable, Standard Pad	01	\$120
Width/Height Adjustable, S Pad	01S	\$120
Width/Height Adjustable, Contoured Pad	02	\$140
Width/Height Adjustable, Gel Pad	03	\$175
Width/Height Adjustable, Contoured Gel pad	04	\$175
Width/Height Adjust. Swing Arm, Contoured Gel Pad	05	\$285
Pivoting Width/Height Adjustable, Standard Pad	06	\$180
Pivoting Width/Height Adjustable, Contoured Pad	07	\$200
Pivoting Width/Height Adjustable, Gel Pad	08	\$230
Pivoting Width/Height Adjust., Contoured Gel Pad	09	\$230
Multi-Function, Urethane Pad	96	\$175
Multi-Function, Gel Pad	96G	\$190
Front/Back Slider on Adjustable Arms Only	FB	\$40

Seat Options

	Code	List price
Small, 19 1/2"W x 19"D	S	N/C
Sliding Seat Pan	SS	\$60
Articulated Seat Pan, N/A on S Seats	AS	\$35
Pressure Sens. Foam, Reg. & L Seats	PS	\$80

Cylinder/Mechanism Options (see chart on page 4)

	Code	List price
Manual Lift	ML	N/C
80 mm Cylinder	80	N/C
100 mm Cylinder	100	N/C
120 mm Cylinder	120	N/C
140 mm Cylinder	140	\$25

Fixed Arm Options

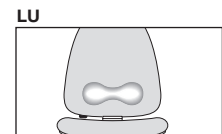
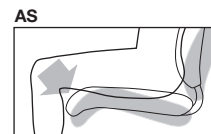
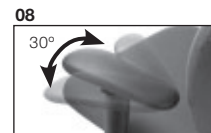
	Code	List price
Fixed Arms, Urethane Armrest	26	\$185
Fixed Arms, Urethane Armrest	27	\$125
Fixed Black Alum. Arm, Ureth. Armrests, S,T,K mec. only	29	\$180
Fixed Pol. Alum. Arm, Ureth. Armrests, S,T,K mec. only	29P	\$180
Fixed Arms, Urethane Armrest	30	\$115
Fixed Arms, Urethane Armrest	40	\$115
Fixed C Arm, Urethane Armrest	47	\$115
Fixed Loop Arm, Urethane Armrest	47A	\$135
Fixed Aluminum Arm	60	\$145
Fixed Arms, Urethane Armrest	70	\$115
Fixed T Arms, Standard Pad	91	\$70

Back Options

	Code	List price
Air Lumbar	LU	\$85

Base/Casters Options

	Code	List price
Polished Aluminum Base	AL	\$90
Black Aluminum Base	BAL	\$105
High Hub Aluminum Base	HAL	\$95
Hard Surface Casters	SW	\$12
Glides	GL	\$10
3" Heavy Duty Casters, Std on Everest and Marathon	IC	\$44



scorpio Executive chair

To Order: Choose a back size and any options from left to right and then add the fabric name and color number. **An example: SC-E-T-10-120-Theory Lime:** Scorpio, Exec Back, Swivel-Tilt Mechanism, 10 Arms, 120 mm cylinder.



SC-L-K-29P-AL



SC-E-K-29

Specifications

Monopiece steel frame and Suspension technique. 1½" medium-density polyurethane foam on backrest and seat. Seat also has ½" high-density foam core. Fabric (or leather) cover with zipper, replaceable in the field. All components finished in black.

Backrest height and width:

Low backrest (L): 20"H x 19"W (500 x 483 mm)
 Exec backrest (E): 30½"H x 19"W (775 x 483 mm)
 Seat depth: 20½" (520 mm)
 Seat width: 20½" (520 mm)

Low backrest



Code	Description	Grade:	C.O.M. fabric							Leather
			A	B	C	D	E	F	G	
SC-L-S	Swivel		635	660	698	736	788	871	983	1212
SC-L-T	Swivel-Tilt, 0 degree tilt-lock		696	721	759	797	849	932	1044	1273
SC-L-K	Knee-Tilt		799	824	862	900	952	1035	1147	1376

27"W x 30"D x 38"H (686 x 762 x 965 mm) / C.O.M. fabric: 2.4 yd (2,2 m), Leather: 50 (4,65 m²)

Exec backrest



Code	Description	Grade:	C.O.M. fabric							Leather
			A	B	C	D	E	F	G	
SC-E-S	Swivel		658	689	736	783	847	950	1089	1428
SC-E-T	Swivel-Tilt, 0 degree tilt-lock		719	750	797	844	908	1011	1150	1489
SC-E-K	Knee-Tilt		822	853	900	947	1011	1114	1253	1592

27"W x 30"D x 48"H (686 x 762 x 1219 mm) / C.O.M. fabric: 2.6 yd (2,4 m), Leather: 52 ft² (4,85 m²)

OPTIONS

Fixed Arm Options

	Code	List price
Fixed Upholstered Open Arms, All Fabrics	10	\$285
Fixed Upholstered Open Arms, Leather	10L	\$490
Fixed Black Alum. Arm, Ureth. Armrests, S,T,K mec. only	29	\$180
Fixed Pol. Alum. Arm, Ureth. Armrests, S,T,K mec. only	29P	\$180
Fixed Aluminum Arm	60	\$145

Cylinder/Mechanism Options (see chart on page 4)

	Code	List price
Manual Lift	ML	N/C
80 mm Cylinder	80	N/C
100 mm Cylinder	100	N/C
120 mm Cylinder	120	N/C
140 mm Cylinder	140	\$25

Base/Casters Options

	Code	List price
Polished Aluminum Base	AL	\$90
Black Aluminum Base	BAL	\$105
High Hub Aluminum Base	HAL	\$95
Hard Surface Casters	SW	\$12
Glides	GL	\$10
3" Heavy Duty Casters, Std on Everest and Marathon	IC	\$44

10



29P



60



m a g n u m Executive chair

To Order: Choose a back size and any options from left to right and then add the fabric name and color number. **An example: MG-D-K-29-120-Theory Lime:** Magnum, Director Back, Knee-Tilt Mechanism, 29 Arms, 120 mm cylinder.



Specifications

Monopiece steel frame and Suspension technique.
 1¼" medium-density polyurethane foam on backrest.
 1¾" high-density molded foam seat, covered with ¾" comfort foam.
 Fabric (or leather) cover with zipper, replaceable in the field.
 All components finished in black.
 Backrest height and width:
 Low backrest (L): 18"H x 19"W (457 x 483 mm)
 High backrest (H): 21"H x 19"W (533 x 483 mm)
 Director backrest (D): 26"H x 19"W (660 x 483 mm)
 Seat depth: 20½" (520 mm)
 Seat width: 20½" (520 mm)

Low backrest



Code	Description	Grade:	C.O.M. fabric							Leather
			A	B	C	D	E	F	G	
MG-L-S	Swivel		673	694	727	760	805	877	975	1219
MG-L-T	Swivel-Tilt, 0 degree tilt-lock		734	755	788	821	866	938	1036	1280
MG-L-K	Knee-Tilt		837	858	891	924	969	1041	1139	1383

28 W x 25 D x 36 ½ H (710 x 0 x 925 mm) / C.O.M. fabric: 2.7 yd (2,45 m), Leather: 46 ft² (4,3 m²)

High backrest



MG-H-S	Swivel		697	720	755	790	838	914	1018	1272
MG-H-T	Swivel-Tilt, 0 degree tilt-lock		758	781	816	851	899	975	1079	1333
MG-H-K	Knee-Tilt		861	884	919	954	1002	1078	1182	1436

28 W x 27 ¼ D x 40 ¼ H (710 x 690 x 1020 mm) / C.O.M. fabric: 2.75 yd (2,5 m), Leather: 47 ft² (4,4 m²)

Director backrest



MG-D-S	Swivel		788	813	852	891	944	1029	1145	1531
MG-D-T	Swivel-Tilt, 0 degree tilt-lock		849	874	913	952	1005	1090	1206	1592
MG-D-K	Knee-Tilt		952	977	1016	1055	1108	1193	1309	1695

28 W x 27 ¼ D x 46 ¼ H (710 x 690 x 1175 mm) / C.O.M. fabric: 3.05 yd (2,8 m), Leather: 53 ft² (4,9 m²)

OPTIONS

Fixed Arm Options

	Code	List price
Fixed Arms, Urethane Armrest	26	\$185
Fixed Arms, Urethane Armrest	27	\$125
Fixed Black Alum. Arm, Ureth. Armrests, S,T,K mec. only	29	\$180
Fixed Pol. Alum. Arm, Ureth. Armrests, S,T,K mec. only	29P	\$180
Fixed Arms, Urethane Armrest	30	\$115
Fixed Arms, Urethane Armrest	40	\$115
Fixed C Arm, Urethane Armrest	47	\$115
Fixed Loop Arm, Urethane Armrest	47A	\$135
Fixed Aluminum Arm	60	\$145
Fixed Arms, Urethane Armrest	70	\$115
Fixed T Arms, Standard Pad	91	\$70

Cylinder/Mechanism Options (see chart on page 4)

	Code	List price
Manual Lift	ML	N/C
80 mm Cylinder	80	N/C
100 mm Cylinder	100	N/C
120 mm Cylinder	120	N/C
140 mm Cylinder	140	\$25

Base/Casters Options

	Code	List price
Polished Aluminum Base	AL	\$90
Black Aluminum Base	BAL	\$105
High Hub Aluminum Base	HAL	\$95
Hard Surface Casters	SW	\$12
Glides	GL	\$10
3" Heavy Duty Casters, Std on Everest and Marathon	IC	\$44



previous sections

task/ergonomic	Page 11-50
intensive use	page 52-53
executive/conference	page 54-56

next sections

stacking/guest	page 58-72
lounge/hospitality	page 73-76

penta Stacking chair

To Order: Select model and add any additional options as required.
An example: PN-4-50-SX: Penta, 50 Arms and Sandex Finish.



PN-4



PN-4-50

Specifications

Steel frame and molded polypropylene shell.
 Black metal finish.
 Backrest height and width: 13" H x 17" W (330 x 450 mm)
 Seat depth: 17" (432 mm)
 Seat width: 16 3/4" (425 mm)

Seat Height:
 Regular: 18" (457 mm)
 Counter Height Stool: 24" (610 mm)
 Bar Height Stool: 30" (762 mm)



PN-4

PN-4	Penta 4 Leg Base on Glides	156
	22 1/2"W x 22 1/2"D x 32"H (572 x 572 x 813 mm)	



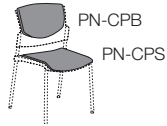
PN-7

PN-7	Penta Counter Height Stool Base on Glides, non stackable	206
	22 1/2"W x 22 1/2"D x 38 1/2"H (572 x 572 x 978 mm)	



PN-8

PN-8	Penta Bar Height Stool Base on Glides, non stackable	211
	22 1/2"W x 22 1/2"D x 43 1/2"H (572 x 572 x 1105 mm)	



PN-CPB

PN-CPS

Code	Description	Grade:	C.O.M. fabric						
			A	B	C	D	E	F	G
PN-CPB	Cushion Pad on Back (optional) 17"W x 11"D x 3/4"H (432 x 280 x 18 mm) / C.O.M. fabric 0.6 yd (0.55 m)		74	80	90	100	114	136	165
PN-CPS	Cushion Pad on Seat (optional) 15"W x 17"D x 3/4"H (381 x 432 x 18 mm) / C.O.M. fabric 0.6 yd (0.55 m)		74	80	90	100	114	136	165



PN-20

PN-20	Penta Dolly, 12 High, Armless Only	360
	21 1/2"W x 27"D x 23 1/2"H (543 x 686 x 597 mm)	

Accessories

PN-BK	Bookrack Assembly, Black Finish	90
G-PN	Ganging Elements, per chair (pair)	14

OPTIONS

Fixed Arm Options

	Code	List price
Fixed Arm, Black, Except on Stools	50	\$25
Fixed Sandex Black Arm, PVC Armrest	66P	\$75

Base/Casters Options

	Code	List price
Casters, Except on Stools	CA	\$17
Hard Surface Casters, Except on Stools	SCA	\$25
Nylon Glides, 4 Leg Base Only	NG	\$20

Finish Options

	Code	List price
Chrome	C	\$45
Brushed Chrome	BC	\$90
Chrome, Stools	C	\$55
Brushed Chrome, Stools	BC	\$120
Silver Grey	SG	N/C
Dark Grey	DG	N/C
Light Grey	LG	N/C
Black Sandex	SX	N/C
White Sandex	WS	N/C
Chrome Paint	PA	\$20

Other finishes available upon request



50



66P

penta Task Chairs

To Order: Choose a mechanism and any options from left to right. **An example: PN-L-T-01-120:** Penta, Tilt Mechanism, 01 Arms, 120 mm Cylinder.



PN-L-S-01S

Specifications

Steel frame and molded polypropylene shell.
 Black sandex metal finish.
 Backrest height and width: 13" H x 17" W (330 x 450 mm)
 Seat depth: 17" (432 mm)
 Seat width: 16 3/4" (425 mm)



PN-L

PN-L-S	Swivel 22 1/2"W x 22 1/2"D x 32"H (572 x 572 x 813 mm)	285
---------------	---	-----

PN-L-T	Swivel-Tilt, 0 degree tilt-lock 23 1/2 W x 22 1/2 D x 32 3/4 H (595 x 570 x 830 mm)	316
---------------	--	-----

PN-L-K	Knee-Tilt 22 1/2"W x 22 1/2"D x 32"H (572 x 572 x 813 mm)	449
---------------	--	-----



PN-CPB

PN-CPS

Code	Description	Grade:	C.O.M. fabric						
			A	B	C	D	E	F	G
PN-CPB	Cushion Pad on Back (optional) 17"W x 11"D x 3/4"H (432 x 280 x 18 mm) / C.O.M. fabric 0.6 yd (0.55 m)		74	80	90	100	114	136	165
PN-CPS	Cushion Pad on Seat (optional) 15"W x 17"D x 3/4"H (381 x 432 x 18 mm) / C.O.M. fabric 0.6 yd (0.55 m)		74	80	90	100	114	136	165

OPTIONS

Adjustable Arm Options	Code	List price
Width/Height Adjustable, Standard Pad	01	\$120
Width/Height Adjustable, S Pad	01S	\$120
Multi-Function, Gel Pad	96G	\$190

Cylinder/Mechanism Options (see chart on page 4)	Code	List price
Manual Lift	ML	N/C
80 mm Cylinder	80	N/C
100 mm Cylinder	100	N/C
120 mm Cylinder	120	N/C
140 mm Cylinder	140	\$25
Drafting Kit 8" Stroke, E,S Mech., L&H Backs Only	200	\$120
Drafting Kit 10" Stroke, E,S Mech., L&H Backs Only	250	\$120

Fixed Arm Options	Code	List price
Fixed Loop Arm, Urethane Armrest	46	\$110
Fixed C Arm, Urethane Armrest	47	\$115
Fixed Arm, Black	50	\$25
Fixed Sandex Black Arm, PVC Armrest	66	\$55
Fixed T Arms, Standard Pad	91	\$70

Base/Casters Options	Code	List price
Polished Aluminum Base	AL	\$90
High Hub Black Resin Base	HBL	N/C
Fixed Ground Base	BF	N/C
Hard Surface Casters	SW	\$12
Glides	GL	\$10



sense Stacking chair

To Order: Select model and add any additional options as required.
An example: SE-4-55-PLWH-SX: 4 leg Sense, 55 Arms, White Plastic Back and Seat, Sandex Finish.



SE-4-PLWH-SG



SE-2-55-PLBL-C

Specifications

Steel frame and compound nylon shell.
 Black metal finish.
 Backrest height and width: 14" H x 18 1/2" W (356 x 470 mm)
 Seat depth: 15 3/4" (400 mm)
 Seat width: 18" (457 mm)

Seat Height:
 Regular: 18" (457 mm)
 Counter Height Stool: 24" (610 mm)
 Bar Height Stool: 30" (762 mm)



SE-2

Code	Description	
SE-2	Sense Sled Base on Glides 20"W x 22 1/2"D x 32 1/2"H (508 x 572 x 826 mm)	215



SE-4

Code	Description	
SE-4	Sense 4 leg Base on Glides 23 1/4 W x 23 D x 32 H (590 x 585 x 810 mm)	215



SE-7

Code	Description	
SE-7	Sense Counter Height Stool Base on Glides 19 3/4 W x 23 1/4 D x 38 1/4 H (500 x 590 x 970 mm)	280



SE-8

Code	Description	
SE-8	Sense Bar Height Stool Base on Glides 19 3/4 W x 23 1/4 D x 44 1/4 H (500 x 590 x 1120 mm)	285



SE-CPS

Code	Description	Grade:	C.O.M. fabric						
SE-CPS	Cushion Pad on Seat (optional) 15 3/4"W x 17"D x 1 1/8"H (400 x 432 x 29 mm)		A	B	C	D	E	F	G
			79	85	95	105	119	141	170



SE-20

Code	Description	
SE-20	Sense Dolly, 12 High, no Cushion Pad Only 21 1/2"W x 27"D x 23 1/2"H (546 x 686 x 597 mm)	390

Accessories		
G-SE	Ganging Elements, per chair (pair)	12

OPTIONS

Fixed Arm Options	Code	List price
Fixed Arm, Black	55	\$35

Seat Options	Code	List price
Black Plastic	PLBL	N/C
White Plastic	PLWH	N/C

Base/Casters Options	Code	List price
Nylon Glides, 4 Leg Base Only	NG	\$20

Finish Options	Code	List price
Chrome	C	\$45
Brushed Chrome	BC	\$90
Chrome, Stools	C	\$55
Brushed Chrome, Stools	BC	\$120
Silver Grey	SG	N/C
Dark Grey	DG	N/C
Light Grey	LG	N/C
Black Sandex	SX	N/C
White Sandex	WS	N/C
Chrome Paint	PA	\$20

Other finishes available upon request



To Order: Select model and add any additional options as required.
An example: SE-L-T-01-PLWH: Sense, Tilt Mechanism, 01 Arms, White Plastic Back and Seat, Standard Black Metal Finish.



SE-L-S-66-PLWH

Specifications

Steel frame and compound nylon shell.
 Black metal finish.
 Backrest height and width: 14" H x 18 1/2" W (356 x 470 mm)
 Seat depth: 15 3/4" (400 mm)
 Seat width: 18" (457 mm)



SE-L

Code	Description	
SE-L-S	Swivel 18"W x 21"D x 34 1/2"H (457 x 533 x 876 mm)	361
SE-L-T	Swivel-Tilt, 0 degree tilt-lock 24 1/2 L 23 D x 33 H (620 x 585 x 835 mm)	392



SE-CPS

Code	Description	Grade:	C.O.M. fabric						
			A	B	C	D	E	F	G
SE-CPS	Cushion Pad on Seat (optional) 15 3/4"W x 17"D x 1 1/8"H (400 x 432 x 29 mm)		79	85	95	105	119	141	170

OPTIONS

Adjustable Arm Options	Code	List price
Width/Height Adjustable, Standard Pad	01	\$120
Width/Height Adjustable, S Pad	01S	\$120
Multi-Function, Gel Pad	96G	\$190

Cylinder/Mechanism Options (see chart on page 4)	Code	List price
Manual Lift	ML	N/C
80 mm Cylinder	80	N/C
100 mm Cylinder	100	N/C
120 mm Cylinder	120	N/C
140 mm Cylinder	140	\$25
Drafting Kit 8" Stroke, E,S Mech., L&H Backs Only	200	\$120
Drafting Kit 10" Stroke, E,S Mech., L&H Backs Only	250	\$120

Fixed Arm Options	Code	List price
Fixed Loop Arm, Urethane Armrest	46	\$110
Fixed C Arm, Urethane Armrest	47	\$115
Fixed Sandex Black Arm, PVC Armrest	66	\$55
Fixed T Arms, Standard Pad	91	\$70

Seat Options	Code	List price
Black Plastic	PLBL	N/C
White Plastic	PLWH	N/C

Base/Casters Options	Code	List price
Polished Aluminum Base	AL	\$90
High Hub Black Resin Base	HBL	N/C
Fixed Ground Base	BF	N/C
Hard Surface Casters	SW	\$12
Glides	GL	\$10



To Order: Add shell color option to the model. Add any additional options as required.
An example: AV-4-PLDG-50DG-SX: Arriva, Dark Grey Shell, Dark Grey 50 Arms and Sandex Finish.



AV-4-PLDG-SG

Specifications

Steel frame and molded polypropylene shell.
 Metal finish as chosen.
 Backrest height and width: 14 3/4"H x 17 3/4"W (375 x 450 mm)
 Seat depth: 16 1/2" (416 mm)
 Seat width: 16" (403 mm)

Seat Height:
 Regular: 18" (457 mm)
 Counter Height Stool: 24" (610 mm)
 Bar Height Stool: 30" (762 mm)



AV-4

Code	Description	
AV-4	4 Leg Base on Glides	236
	22 1/2 W x 20 3/4 D x 33 1/2 H (570 x 525 x 850 mm)	



AV-7

Code	Description	
AV-7	Counter Height Stool Base on Glides, non stackable	290
	18 1/2 W x 21 D x 39 1/4 H (470 x 535 x 995 mm)	



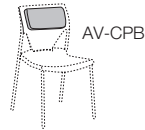
AV-8

Code	Description	
AV-8	Bar Height Stool Base on Glides, non stackable	296
	18 3/4 W x 22 1/4 D x 45 H (475 x 565 x 1145 mm)	



AV-CPS

Code	Description	Grade:	C.O.M. fabric						
AV-CPS	Cushion Pad on Seat (optional)		A	B	C	D	E	F	G
	15"W x 14"D x 3/4"H (381 x 356 x 19 mm) / C.O.M. fabric 0.7 yd (0.6 m)		74	80	90	100	114	136	165



AV-CPB

Code	Description	Grade:	C.O.M. fabric						
AV-CPB	Cushion Pad on Back (optional)		A	B	C	D	E	F	G
	15"W x 6"D x 3/4"H (381 x 153 x 19 mm) / C.O.M. fabric 0.7 yd (0.6 m)		64	70	80	90	104	126	155



AV-20

Code	Description	
AV-20	Dolly, 7 High (non stackable with cushion pad)	360
	21 1/2"W x 27"D x 23 1/2"H (546 x 686 x 597 mm)	

Accessories

G-AV	Ganging Elements AV, per chair (pair)	17
AV-BK	Bookrack Assembly, Black Finish	95

OPTIONS

Fixed Arm Options

	Code	List price
Fixed Arm, Black, Except on Stools	50BL	\$35
Fixed Arm, Dark Grey, Except on Stools	50DG	\$35
Fixed Arm, Light Grey, Except on Stools	50LG	\$35
Flip Up Tablet Arm, Left	63	\$215
Flip Up Tablet Arm, Right	64	\$215

Back Seat Options

	Code	List price
Black Plastic	PLBL	N/C
Dark Grey Plastic	PLDG	N/C
White Plastic	PLWH	N/C

Base/Casters Options

	Code	List price
Casters, Except on Stools	CA	\$18
Hard Surface Casters, Except on Stools	SCA	\$27
Nylon Glides, 4 Leg Base Only	NG	\$21

Finish Options

	Code	List price
Chrome	C	\$45
Brushed Chrome	BC	\$90
Chrome, Stools	C	\$55
Brushed Chrome, Stools	BC	\$120
Silver Grey	SG	N/C
Dark Grey	DG	N/C
Light Grey	LG	N/C
Black Sandex	SX	N/C
White Sandex	WS	N/C
Chrome Paint	PA	\$20

Other finishes available upon request

Laminate Options Tablet Arm

	Code	List price
Black Laminate Tablet Arm	BLL	N/C

Other tablet arm laminates available upon request

50DG





AV-L-T-PLWH-66

Specifications

Steel frame and molded polypropylene shell.
 Black sandex metal finish.
 Backrest height and width: 14 ¾"H x 17 ¾"W (375 x 450 mm)
 Seat depth: 16 ½" (416 mm)
 Seat width: 16" (403 mm)



AV-L

Code	Description	
AV-L-S	Swivel 19"W x 21"D x 33 ½"H (483 x 433 x 851 mm)	405
AV-L-T	Swivel-Tilt, 0 degree tilt-lock 24 ½ W x 23 D x 31 H (620 x 585 x 785 mm)	436
AV-L-K	Knee-Tilt 19"W x 21"D x 33 ½"H (483 x 433 x 851 mm)	569



AV-CPS

Code	Description	Grade:	C.O.M. fabric						
			A	B	C	D	E	F	G
AV-CPS	Cushion Pad on Seat (optional) 15"W x 14"D x ¾"H (381 x 356 x 19 mm) / C.O.M. fabric 0.7 yd (0.6 m)		74	80	90	100	114	136	165



AV-CPB

Code	Description	Grade:	C.O.M. fabric						
			A	B	C	D	E	F	G
AV-CPB	Cushion Pad on Back (optional) 15"W x 6"D x ¾"H (381 x 153 x 19 mm) / C.O.M. fabric 0.7 yd (0.6 m)		64	70	80	90	104	126	155

OPTIONS

Adjustable Arm Options		Code	List price
Width/Height Adjustable, Standard Pad		01	\$120
Width/Height Adjustable, S Pad		01S	\$120
Multi-Function, Gel Pad		96G	\$190

Cylinder/Mechanism Options (see chart on page 4)		Code	List price
Manual Lift		ML	N/C
80 mm Cylinder		80	N/C
100 mm Cylinder		100	N/C
120 mm Cylinder		120	N/C
140 mm Cylinder		140	\$25
Drafting Kit 8" Stroke, E,S Mech., L&H Backs Only		200	\$120
Drafting Kit 10" Stroke, E,S Mech., L&H Backs Only		250	\$120

Fixed Arm Options		Code	List price
Fixed Loop Arm, Urethane Armrest		46	\$110
Fixed C Arm, Urethane Armrest		47	\$115
Fixed Sandex Black Arm, PVC Armrest		66	\$55
Fixed T Arms, Standard Pad		91	\$70

Base/Casters Options		Code	List price
Polished Aluminum Base		AL	\$90
High Hub Black Resin Base		HBL	N/C
Fixed Ground Base		BF	N/C
Hard Surface Casters		SW	\$12
Glides		GL	\$10



clover / camelia

Stacking chair

To Order: Choose a model, any options from left to right and a stain finish.
An example: CL-4-C-065: Clover 4 leg, Chrome Finish, Maple.



CL-4-C-065



CM-4-065-PA

Specifications

Steel frame and molded 7/16" plywood shell.
 Black steel and natural maple finish.

Backrest height and width: 15"H x 18"W (381 x 457 mm)
 Seat depth: 18" (457 mm)
 Seat width: 18" (457 mm)

Seat Height:
 Regular: 18" (457 mm)
 Counter Height Stool: 24" (610 mm)
 Bar Height Stool: 30" (762 mm)



CL-4



CL-7



CL-8



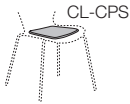
CM-4



CM-7



CM-8



CL-CPS



CL-20

Code	Description	
CL-4	4 Leg Base on Glides 19 1/2 W x 20 1/2 D x 34 1/2 H (495 x 520 x 875 mm)	215

Code	Description	
CL-7	Counter Height Stool Base on Glides,non stackable 21 W x 20 1/2 D x 39 1/2 H (535 x 570 x 1005 mm)	280

Code	Description	
CL-8	Bar Height Stool Base on Glides,non stackable 21 1/2 W x 21 1/2 D x 45 H (545 x 545 x 1145 mm)	285

Code	Description	
CM-4	4 Leg HD Base on Glides 19 1/2 W x 20 1/2 D x 34 1/2 H (495 x 520 x 875 mm)	215

Code	Description	
CM-7	Counter Height Stool Base on Glides,non stackable 21 W x 20 1/2 D x 39 1/2 H (535 x 520 x 1005 mm)	280

Code	Description	
CM-8	Bar Height Stool Base on Glides,non stackable 21 1/2 W x 21 1/2 D x 45 H (545 x 545 x 1145 mm)	285

Code	Description	Grade:	C.O.M. fabric						
			A	B	C	D	E	F	G
CL-CPS	Cushion Pad on Seat (optional)		64	70	80	90	104	126	155
CM-CPS	Cushion Pad on Seat (optional)		64	70	80	90	104	126	155

15"W x 14"D x 3/4"H (381 x 356 x 19 mm) / C.O.M. fabric 0.7 yd (0.6 m)

Code	Description	
CL-20	Dolly, 20 High 21 1/2"W x 27"D x 23 1/2"H (546 x 686 x 597 mm)	360

OPTIONS

Base/Casters Options	Code	List price
Nylon Glides, 4 Leg Base Only	NG	\$20

Finish Options	Code	List price
Chrome	C	\$40
Brushed Chrome	BC	\$85
Chrome, Stools	C	\$55
Brushed Chrome, Stools	BC	\$120
Silver Grey	SG	N/C
Dark Grey	DG	N/C
Light Grey	LG	N/C
Beige	BE	N/C
Black Sandex	SX	N/C
White Sandex	WS	N/C
Chrome Paint	PA	\$20

Other finishes available upon request

Stain Finish Options	Code	List price
Maple (standard)	065	N/C
Honey Beech	755	\$37
Cherry	939	\$37
Mahogany	704	\$37
Walnut	813	\$37
Dark Walnut	950	\$37
Other Shell Finish (available on request)	AC	\$37
Upcharge for Customer Stain, per Order	ADS	\$300

Laminate Options Shells	Code	List price
Black Laminate Shell	LBL	\$95
White Laminate Shell	LWH	\$95
Other laminate colors available upon request	LOC	N/C

golf Stacking chair

To Order: Choose a model, any options from left to right and a stain finish.
An example: **GO-2-52-C-065:** Golf sled base, 52 Arms, Chrome Finish, Maple. Accessories may be ordered separately when needed.



GO-2-52-C-065



GO-2S-52-065-C

Specifications

Steel frame and molded $\frac{7}{16}$ " plywood shell. Black steel and natural maple finish. Other colors available upon request.
 Backrest height and width Golf: 16"H x 17 $\frac{3}{4}$ "W (356 x 451 mm)
 Seat depth: 17 $\frac{1}{2}$ " (445 mm)
 Seat width: 16" (406 mm)

Seat Height:
 Regular: 18" (457 mm)
 Counter Height Stool: 24" (610 mm)
 Bar Height Stool: 30" (762 mm)

Sled base

4 leg base

Stool bases



GO-2



GO-4



GO-7



GO-8



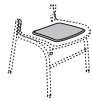
GO-9



GO-2S



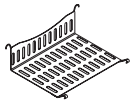
GO-4S



GO-CPS



GO-20



MX-BK

Code	Description	
GO-2	Sled Base on Glides Except on Stools	326
	23 ½ W x 22 ¾ D x 32 H (595 x 580 x 815 mm)	
GO-4	4 Leg Base on Glides	326
	23 ½ W x 21 ¾ D x 32 H (595 x 550 x 815 mm)	
GO-2S	Sled Base on Glides	326
	23 ½ W x 22 ¾ D x 32 H (595 x 580 x 815 mm)	
GO-4S	4 Leg Base on Glides	326
	23 ½ W x 21 ¾ D x 32 H (595 x 550 x 815 mm)	
GO-7	Counter Height Stool Base on Glides,non stackable	342
	18 ½ W x 22 D x 38 ½ H (470 x 560 x 980 mm)	
GO-8	Bar Height Stool Base on Glides,non stackable	348
	18 ½ W x 22 D x 44 ¼ H (470 x 560 x 1125 mm)	
GO-9	Bar Height Stool on Glides, Short Bck.,non stackable	348
	18 ½ W x 22 D x 35 ¼ H (470 x 560 x 895 mm)	

Code	Description	Grade:	C.O.M. fabric						
			A	B	C	D	E	F	G
GO-CPS	Cushion Pad on Seat (optional)		74	80	90	100	114	136	165
	15"W x 14"D x ¾"H (381 x 356 x 19 mm) / C.O.M. fabric 0.7 yd (0.6 m)								

GO-20	Dolly, 20 High	360
	21½"W x 27"D x 23½"H (546 x 686 x 597 mm)	

Accessories

G-MX	Ganging Elements, per Chair (pair)	10
MX-BK	Bookrack Assembly, Black Finish	90

OPTIONS

Fixed Arm Options

	Code	List price
Fixed Arms, Urethane Armrest	52	\$57
Flip Up Tablet Arm, Left	53	\$215
Flip Up Tablet Arm, Right	54	\$215
Base/Casters Options		
	Code	List price
Long glide, Sled Base Only	LGL	\$14
Nylon Glides, 4 Leg Base Only	NG	\$20
Finish Options		
	Code	List price
Chrome	C	\$45
Brushed Chrome	BC	\$90
Chrome, Stools	C	\$55
Brushed Chrome, Stools	BC	\$120
Silver Grey	SG	N/C
Dark Grey	DG	N/C
Light Grey	LG	N/C
Beige	BE	N/C
Black Sandex	SX	N/C
White Sandex	WS	N/C
Chrome Paint	PA	\$20

Other finishes available upon request

Stain Finish Options

	Code	List price
Maple (standard)	065	N/C
Honey Beech	755	\$37
Cherry	939	\$37
Mahogany	704	\$37
Walnut	813	\$37
Dark Walnut	950	\$37
Other Shell Finish (available on request)	AC	\$37
Upcharge for Customer Stain, per Order	ADS	\$300
Laminate Options Shells		
	Code	List price
Black Laminate Shell	LBL	\$95
White Laminate Shell	LWH	\$95
Other laminate colors available upon request	LOC	N/C
Laminate Options Tablet Arm		
	Code	List price
Black Laminate Tablet Arm	BLL	N/C

Other tablet arm laminates available upon request

53



54



52



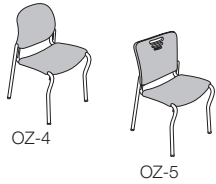
onza Stacking chair

To Order: Choose a model and any options from left to right and then add the fabric name and color number. **An example: OZ-4-52-HG-C-Theory Lime:** Onza, 52 Arms, Handling Grip, Chrome Finish. Accessories may be ordered separately when needed.



Specifications

Steel construction and Suspension technique. 3/4" foam on seat and backrest. Fabric cover with zipper, replaceable in the field. Black finish.
 Backrest height and width: 14"H x 17 3/4"W (356 x 451 mm)
 Seat depth: 17 1/2" (445 mm)
 Seat width: 18" (457 mm)
 Seat Height: 18" (457 mm)



Code	Description	Grade:	C.O.M. fabric						
			A	B	C	D	E	F	G
OZ-4	4 Leg Base on Glides 24 1/4 W x 22 1/2 D x 32 1/4 H (615 x 570 x 820 mm / C.O.M. fabric: OZ-4 : 1.15 yd (1,05 m); OZ-5 : 0.7 yd (0,65 m)		254	270	295	320	354	409	483
OZ-5	4 Leg Base on Glides, Wood Back 24 1/4 W x 23 1/4 D x 31 H (615 x 590 x 785 mm) / C.O.M. fabric: OZ-4 : 1.15 yd (1,05 m); OZ-5 : 0.7 yd (0,65 m)		316	324	337	350	368	396	435
OZ-20	Dolly, 20 High 21 1/2"W x 27"D x 23 1/2"H (546 x 686 x 597 mm)	360							

Accessories

G-MX	Ganging Elements, per Chair (pair)	10
-------------	------------------------------------	----

OPTIONS

Fixed Arm Options	Code	List price
Fixed Arms, Urethane Armrest	52	\$57
Flip Up Tablet Arm, Left	53	\$215
Flip Up Tablet Arm, Right	54	\$215

Back Options	Code	List price
Handling Grip	HG	\$30

Base/Casters Options	Code	List price
Casters	CA	\$17
Hard Surface Casters	SCA	\$25
Nylon Glides, 4 Leg Base Only	NG	\$20

Finish Options	Code	List price
Chrome	C	\$45
Brushed Chrome	BC	\$90
Silver Grey	SG	N/C
Dark Grey	DG	N/C
Light Grey	LG	N/C
Beige	BE	N/C
Black Sandex	SX	N/C
White Sandex	WS	N/C
Chrome Paint	PA	\$20

Other finishes available upon request

Laminate Options Tablet Arm	Code	List price
Black Laminate Tablet Arm	BLL	N/C

Other tablet arm laminates available upon request

Stain Finish Options	Code	List price
Maple (standard)	065	N/C
Honey Beech	755	\$27
Cherry	939	\$27
Mahogany	704	\$27
Walnut	813	\$27
Dark Walnut	950	\$27
Other Shell Finish (available on request)	AC	\$27
Upcharge for Customer Stain, per Order	ADS	\$300



miniflex Stacking chair

To Order: Choose a model and any options from left to right and then add the fabric name and color number. **An example: MX-2-52-HG-C-Theory Lime:** Miniflex Sled Base, 52 Arms, Handling Grip, Chrome Finish. Accessories may be ordered separately when needed.



MX-4

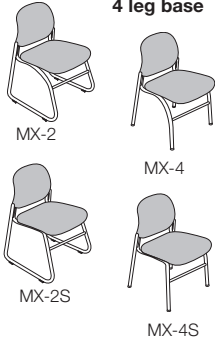
MX-2-HG-C

MX-2S-52-C

Specifications

Steel construction and Suspension technique. ¾" foam on seat and backrest. Fabric cover with zipper, replaceable in the field. Black finish.
 Backrest height and width: 14"H x 17¾"W (356 x 451 mm)
 Seat depth: 17½" (445 mm)
 Seat width: 16½" (420 mm)
 Seat Height: 18" (457 mm)

Sled base



4 leg base

MX-2

MX-4

MX-2S


MX-4S



MX-20



MX-T



MX-BK

Code	Description	Grade:	C.O.M. fabric						
			A	B	C	D	E	F	G
MX-2	Sled Base, on Glides		302	318	343	368	402	457	531
MX-4	4 Leg Base on Glides		302	318	343	368	402	457	531
MX-2S	Sled Base, on Glides		302	318	343	368	402	457	531
MX-4S	4 Leg Base on Glides		302	318	343	368	402	457	531

23 ½ W x 21 ¾ D x 31 ¾ H (595 x 550 x 805 mm) / C.O.M. fabric: 1.15 yd (1,05 m)

MX-20	Dolly, 20 High 21½"W x 27"D x 23½"H (546 x 686 x 597 mm)	360
--------------	---	-----

MX-T	Stacking Table 19¾"W x 23¾"D x 17¼"H – dessus:16⅛"W x 19"D x ¾"H (502 x 603 x 438 mm – dessus:410 x 482 x 19 mm)	273
-------------	--	-----

Accessories

G-MX	Ganging Elements, per Chair (pair)	10
MX-BK	Bookrack Assembly, Black Finish	90

OPTIONS

Fixed Arm Options

	Code	List price
Fixed Arms, Urethane Armrest	52	\$57
Flip Up Tablet Arm, Left	53	\$215
Flip Up Tablet Arm, Right	54	\$215

Seat Options

	Code	List price
Articulated Seat Pan, N/A on S Seats	AS	\$35

Back Options

	Code	List price
Handling Grip	HG	\$30

Base/Casters Options

	Code	List price
Long glide, Sled Base Only	LGL	\$14
Nylon Glides, 4 Leg Base Only	NG	\$20

Finish Options

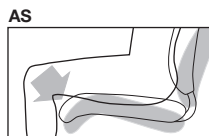
	Code	List price
Chrome	C	\$45
Brushed Chrome	BC	\$90
Silver Grey	SG	N/C
Dark Grey	DG	N/C
Light Grey	LG	N/C
Beige	BE	N/C
Black Sandex	SX	N/C
White Sandex	WS	N/C
Chrome Paint	PA	\$20

Other finishes available upon request

Laminate Options Tablet Arm

	Code	List price
Black Laminate Tablet Arm	BLL	N/C

Other tablet arm laminates available upon request



53

54

52

AS

HG

cat / cat bariatric

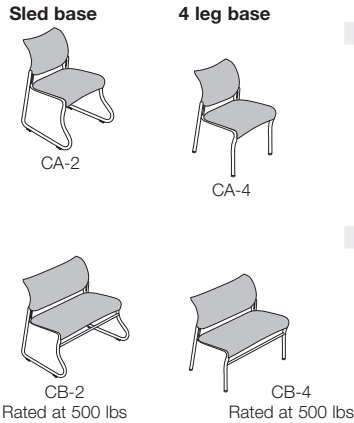
Stacking chair

To Order: Choose a model and any options from left to right and then add the fabric name and color number. **An example: CA-2-52-HG-C-Theory Lime:** Cat Sled Base, 52 Arms, Handling Grip, Chrome Finish. Accessories may be ordered separately when needed.



Specifications

Steel construction and Suspension technique.
 ¾" foam on seat and backrest, with ½" high-density foam core on seat. Fabric cover with zipper, replaceable in the field. Black finish.
 Backrest height and width: 14"H x 19¼"W (356 x 489 mm)
 Seat depth: 18¼" (464 mm)
 Seat width: 18" (457 mm)
 Seat width bariatric: 26" (660)mm
 Seat Height: 18" (457 mm)



Code	Description	Grade:	C.O.M. fabric							Leather
			A	B	C	D	E	F	G	
CA-2	Sled Base on Glides		321	336	359	382	413	464	532	688
CA-4	4 Leg Base on Glides		321	336	359	382	413	464	532	688

25 W x 24 D x 32 H (635 x 610 x 815 mm) / C.O.M. fabric: 1.20 yd (1,1 m)

Code	Description	Grade:	C.O.M. fabric						
			A	B	C	D	E	F	G
CB-2	Sled Base on Glides		491	515	552	589	639	720	830
CB-4	4 Leg Base on Glides		491	515	552	589	639	720	830

32 ½ W x 24 D x 32 H (825 x 610 x 815 mm) / C.O.M. fabric: 1.8 yd (1,65 m)

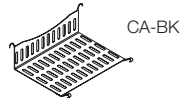


CA-20	Dolly, 20 High, CB excluded	360
-------	-----------------------------	-----

23"W x 29"D x 18"H (584 x 737 x 457 mm)

Accessories

G-MX	Ganging Elements, per Chair (pair)	10
CA-BK	Bookrack Assembly, Black Finish	90



OPTIONS

Fixed Arm Options	Code	List price
Fixed Arms, Urethane Armrest	52	\$57
Fixed Arms, Long Urethane Armrest	52L	\$83
Flip Up Tablet Arm, Left	53	\$215
Flip Up Tablet Arm, Right	54	\$215

Back Options (N/A on CB Model)	Code	List price
Handling Grip	HG	\$30
Round Upholstered Back, Not Avail. with HG Option	RO	\$34
Flex Back	FL	\$45

Base/Casters Options (N/A on CB Model)	Code	List price
Long glide, Sled Base Only	LGL	\$14
Casters	CA	\$17
Hard Surface Casters	SCA	\$25
Nylon Glides, 4 Leg Base Only	NG	\$20

Finish Options	Code	List price
Chrome	C	\$45
Brushed Chrome	BC	\$90
Silver Grey	SG	N/C
Dark Grey	DG	N/C
Light Grey	LG	N/C
Beige	BE	N/C
Black Sandex	SX	N/C
White Sandex	WS	N/C
Chrome Paint	PA	\$20

Other finishes available upon request

Laminate Options Tablet Arm	Code	List price
Black Laminate Tablet Arm	BLL	N/C

Other tablet arm laminates available upon request



ocelot

Stacking chair



OC-4-SHX10



OC-4



CA-20

To Order: Add any options from left to right to the OC-4 model. Then add the fabric name and color number followed by the mesh color. **An example: OC-4-52-C-Bias Romaine-G9040:** Ocelot, 52 Arms, Chrome Finish. Accessories may be ordered separately when needed.

Specifications

Steel construction and Suspension technique. ¾" foam on seat.
Fabric covers with zipper on seat, replaceable in the field, polyester mesh on back.
Black finish.
Backrest height and width: 14"H x 18"L (356 x 457 mm)
Seat depth: 18" (457 mm)
Seat width: 19 ½" (495 mm)

Seat Height: 18" (457 mm)

Code	Description	Grade:	C.O.M. fabric						
			A	B	C	D	E	F	G
OC-4	4 Leg Base on Glides 25 ¼ W x 24 ¼ D x 32 ¼ H (640 x 615 x 820 mm) / C.O.M. fabric: 0.75 yd (0.70 m)		221	231	246	261	281	314	359

CA-20	Dolly, 20 High, CB excluded 23"W x 29"D x 18"H (584 x 737 x 457 mm)	360
-------	--	-----

Accessories

G-MX	Ganging Elements, per Chair (pair)	10
------	------------------------------------	----

OPTIONS

Fixed Arm Options	Code	List price
Fixed Arms, Urethane Armrest	52	\$57
Flip Up Tablet Arm, Left	53	\$215
Flip Up Tablet Arm, Right	54	\$215

Base/Casters Options	Code	List price
Casters	CA	\$17
Hard Surface Casters	SCA	\$25
Nylon Glides, 4 Leg Base Only	NG	\$20

Mesh Options	Code	List price
Black Mesh	SHX01	N/C
Grey Mesh	SHX10	N/C
White Mesh	SHX20	N/C

Finish Options	Code	List price
Chrome	C	\$45
Brushed Chrome	BC	\$90
Silver Grey	SG	N/C
Dark Grey	DG	N/C
Light Grey	LG	N/C
Beige	BE	N/C
Black Sandex	SX	N/C
White Sandex	WS	N/C
Chrome Paint	PA	\$20

Other finishes available upon request

Laminate Options Tablet Arm	Code	List price
Black Laminate Tablet Arm	BLL	N/C

Other tablet arm laminates available upon request



zest nesting chair

To Order: Choose a model and any options from left to right and then add the fabric name and color number. **An example: FI-4-50LG-Theory Lime:** Finesse, 50 Light Grey Arms. Accessories may be ordered separately when needed.



ZS-4-56-DG



ZU-4-56-DG



ZS-4-56-PA-F

Specifications

Steel construction and Suspension technique.
 ¾" foam on backrest, with 1 ½" high-density foam core on seat. Fabric cover with zipper, replaceable in the field. Black finish.
 Backrest height and width: 15 ½" H x 20"W (394 x 508 mm)
 Seat Height: 18" (457 mm)
 Seat Depth: 19 ½" (495 mm)
 Seat Width: 19 ¾" (502 mm)

Seat nesting pitch: 8" (200mm), with tablet arm: 12" (305mm)



ZS-4

Code	Description	Grade:	C.O.M. fabric							Leather
			A	B	C	D	E	F	G	
ZS-4	4 Leg base on Casters		403	412	426	440	459	490	531	662
23 ½ W x 27 ¼ D x 36 H (595 x 690 x 915 mm) / C.O.M. fabric 0.7 yd (0.65 m)										



ZU-4

Code	Description	Grade:	C.O.M. fabric							Leather
			A	B	C	D	E	F	G	
ZU-4	4 Leg base on Casters		438	457	486	515	554	618	704	987
23 ½ W x 27 ¼ D x 36 ¼ H (595 x 690 x 920 mm) / C.O.M. fabric 1.5 yd (1.4 m)										

OPTIONS

Fixed Arm Options

	Code	List price
Flip Up Tablet Arm, Left	43	\$215
Flip Up Tablet Arm, Right	44	\$215
Fixed Polyethylene Armcap	56	\$35

Base/Casters Options

	Code	List price
Hard Surface Casters	SW	\$12
Glides	GL	\$10

Back Options

	Code	List price
Full Knit	F	N/C

Finish Options

	Code	List price
Silver Grey	SG	N/C
Dark Grey	DG	N/C
Light Grey	LG	N/C
Beige	BE	N/C
Black Sandex	SX	N/C
White Sandex	WS	N/C
Chrome Paint	PA	\$20

Other finishes available upon request

Laminate Options Tablet Arm

	Code	List price
Black Laminate Tablet Arm	BLL	N/C

Other tablet arm laminates available upon request

finesse Side chair

To Order: Choose a model and any options from left to right and then add the fabric name and color number. **An example: FI-4-50LG-Theory Lime:** Finesse, 50 Light Grey Arms. Accessories may be ordered separately when needed.



FI-4-50DG-DG



FH-4-50LG-PA



FB-4-50LG-SG

Specifications

Steel construction and Suspension technique.
Molded 2" foam on seat and back.

FI and FB models: Fabric cover with zipper on seat and back, replaceable in the field.

FH model: Seat fabric cover with zipper, replaceable in the field.
Mesh polyester cover on back.
Black finish.

Backrest height and width: **FI:** 18"H x 20"W (457 x 508 mm)
FH: 16"H x 18 1/2"W (406 x 470 mm)
FB: 18"H x 26 1/2"W (457 x 673 mm)

Seat height: 18" (457 mm)

Seat depth: **FI & FH:** 18" (457 mm)
FB: 19" (483 mm)

Seat width: **FI & FH:** 20 1/2" (521 mm)
FB: 26 1/2" (673 mm)



FI-4

Code	Description	Grade:	C.O.M. fabric							Leather
			A	B	C	D	E	F	G	
FI-4	4 Leg Base on Glides		362	380	408	436	474	535	618	836
25 1/2 W x 24 3/4 D x 35 1/4 H (647 x 630 x 895 mm) / C.O.M. fabric: 1.3 yd (1.2 m) Leather: 36 ft² (3.6 m²)										



FH-4

Code	Description	Grade:	C.O.M. fabric							Leather
			A	B	C	D	E	F	G	
FH-4	4 Leg Base on Glides, Mesh Back		329	340	357	374	397	434	485	715
25 1/2 W x 22 1/4 D x 35 1/4 H (680 x 565 x 895 mm) / C.O.M. fabric: 0.75 yd (0.7 m) Leather: 21 ft² (2.1 m²)										



FB-4
Rated at 500 lbs

Code	Description	Grade:	C.O.M. fabric							Leather
			A	B	C	D	E	F	G	
FB-4	Finesse Bariatric 4 Leg Base on Glides		549	575	615	655	709	797	915	1265
31 W x 25 D x 35 1/4 H (785 x 635 x 895 mm) / C.O.M. fabric: 1.8 yd (1.6 m) Leather: 48 ft² (4.8 m²)										

OPTIONS

Fixed Arm Options

	Code	List price
Fixed Arm, Black	50BL	\$35
Fixed Arm, Dark Grey	50DG	\$35
Fixed Arm, Light Grey	50LG	\$35

Base/Casters Options (FI-4 & FH-4 Only)

	Code	List price
Casters	CA	\$17
Hard Surface Casters	SCA	\$25
Nylon Glides, 4 Leg Base Only	NG	\$20

Finish Options

	Code	List price
Chrome	C	\$45
Brushed Chrome	BC	\$90
Silver Grey	SG	N/C
Dark Grey	DG	N/C
Light Grey	LG	N/C
Black Sandex	SX	N/C
White Sandex	WS	N/C
Chrome Paint	PA	\$20

Other finishes available upon request

Mesh Options

	Code	List price
Black Mesh	SHX01	N/C
Grey Mesh	SHX10	N/C
White Mesh	SHX20	N/C

sit stand

To Order: Choose a model and any options from left to right. **An example:** **SD-250-FR:** Sit Stand, 250mm cylinder with footring.



SD-250

HS-250

SD-200	8" Cylinder	205
SD-250	10" Cylinder	205
HS-200	8" Cylinder	220
HS-250	8" Cylinder	220

Specifications

Polyurethane seat mounted on a swivel mechanism.

Seat width:	13" (330 mm)
Seat depth:	8" (203 mm)
Seat height:	Low: 21" (533 mm) High: 31" (787 mm)

OPTIONS

Base/Casters Options	Code	List price
Footring	FR	\$60
Hard Surface Casters	SW	\$12
Glides	GL	\$10

doctor stool

To Order: Choose a model and any options from left to right and then add the fabric name and color number. **An example:** **TB-O-200-FR-Theory Lime:** Doctor stool, 200mm cylinder with footring.



TB-O-200-FR

Specifications

2½" foam glued to a 15½" diameter wood frame mounted on a swivel mechanism.

Seat diameter:	15½" (394 mm)
Seat height:	Low: 21" (533 mm) High: 29" (717 mm)

Code	Description	Grade:	C.O.M. fabric						
			A	B	C	D	E	F	G
TB-O-200	8" Cylinder		281	290	304	318	337	368	409
TB-O-250	10" Cylinder		281	290	304	318	337	368	409

22"W x 22"D x 21" à 31"H (559 x 559 x 533-787 mm) / C.O.M. fabric 0.6 yd (0.55 m)

OPTIONS

Base/Casters Options	Code	List price
Footring	FR	\$60
Hard Surface Casters	SW	\$12
Glides	GL	\$10

laboratory stool

To Order: Choose a model and any options from left to right. **An example:** **LB-L-E-200:** Lab stool, ergo 3 paddles mechanism, 200mm cylinder with footrest.



LB-L-E-250

Specifications

Easy clean urethane back and seat. Backrest with a pivoting angle mechanism. The R mechanism allows adjustment of the back depth (2 ½") and height (1 ¼"), with a fixed seat. Please refer to page 8 for the E mechanism adjustments.

Backrest height and width:	12"H x 16"W (305 x 405 mm)
Seat depth:	17" (432 mm)
Seat width:	18" (457 mm)

LB-L-R	Back Posture	323
LB-L-E	Ergo 3 Paddles	350

26"W x 26"D x 35" à 45"H (660 x 660 x 890-1140 mm)

OPTIONS

Cylinder/Mechanism Options (see chart on page 4)	Code	List price
Drafting Kit 8" Stroke, E,S Mech., L&H Backs Only	200	\$120
Drafting Kit 10" Stroke, E,S Mech., L&H Backs Only	250	\$120

Base/Casters Options	Code	List price
Hard Surface Casters	SW	\$12
Glides	GL	\$10

beam seating

Beams



To order:

- 1) Select the beam according to the number of openings required, seats and tables.
Choose base and metal finish options: **An example: BM-4-BMT4-SX:** 4 Openings Beam, T leg, Sandex Finish (Beam and Base). Note: Beam and base finish are the same by default.
- 2) Choose the upholstered or wood chair models and/or tables with related options and fabric grade.
Some examples:
 - 1) **BDR-L-Mime Palm:** Desire Low Back seat, Mime Palm Fabric.
 - 2) **BGO-704:** Golf Seat, Mahogany Finish.
 - 3) **BCT-SX-CHL:** Corner Table, Sandex Finish, Charcoal Laminated Top.
Note: Table structure finish must be the same as the beam/base combination.
- 3) Choose arms and finish options: **An example: B66-SX:** 66 Arm, Sandex Finish.

Fill a line for each items **1) to 3)** as needed. Beam seating are shipped non assembled and are subjected to the same freight policy as other ADI products.

Specifications

Seat pitch: 23 1/2" (600 mm).

For seat sizes, fabrics and COM, please refer to the pages corresponding to the model numbers in the price book. Beam seating legs can be bolted into the ground. For additional information, please call Customer Service.

BM-1



BM-1	1 Seat Beam 22"L (0,56m)	236
-------------	-----------------------------	-----

BM-2



BM-2	2 Seat Beam 45 1/2"L (1,16m)	257
-------------	---------------------------------	-----

BM-3



BM-3	3 Seat Beam 69"L (1,75m)	305
-------------	-----------------------------	-----

BM-4



BM-4	4 Seat Beam 92 1/2"L (2,35m)	352
-------------	---------------------------------	-----

BM-5



BM-5	5 Seat Beam 116"L (2,95m)	431
-------------	------------------------------	-----

BM-6



BM-6	6 Seat Beam 139 1/2"L (3,55m)	575
-------------	----------------------------------	-----

BM-2HD



BM-2HD	2 Seat Heavy-Duty Beam, 1000lbs Capacity 53 1/2"L (1,36 m)	320
---------------	---	-----

BM-3HD



BM-3HD	3 Seat Heavy-Duty Beam, 1500lbs Capacity 81"L (2,06 m)	436
---------------	---	-----

OPTIONS

Base/Casters Options

	Code	List price
A Leg (Up to 3 Seat)(N/AonZestSeat)	BMA	N/C
T Leg (Up to 3 Seat)	BMT	\$160
T leg, Chromed Foot (Up to 3 Seat)	BMTC1	\$200
T leg, Chromed Foot and Upright (Up to 3 Seat)	BMTC2	\$300
Fixed Base (Up to 3 Seat)	BMF	N/C
A Leg (4 seat & above)(N/AonZestSeat)	BMA4	N/C
T Leg (4 seat & above)	BMT4	\$240
T leg, Chromed Foot (4 seat & above)	BMTC5	\$300
T leg, Chromed Foot and Upright (4 seat & above)	BMTC6	\$450
Fixed Base (4 seat & above)	BMF4	N/C
Floor Attachment Brackets (4 ea.)	FAS	\$20
Side to Side Ganging Brackets (2 ea.)	GSS	\$10

Finish Options (Beams and Bases)

	Code	List price
Black Sandex	SX	N/C
Chrome Paint	PA	\$20
Silver Grey	SG	N/C
Charcoal	CH	N/C
White Sandex	WS	N/C

Other finishes available upon request

BMA



BMT



BMTC1



BMTC2



BMF



beam seating Seats



To order:

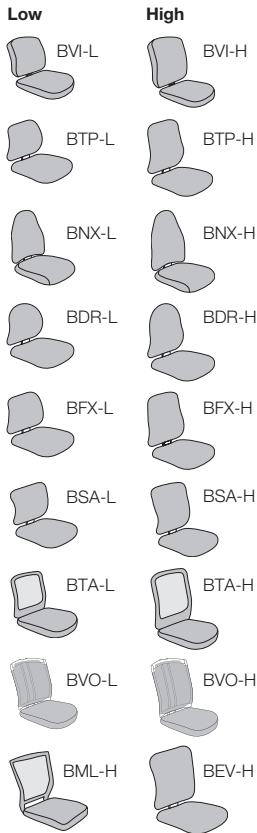
- 1) Select the beam according to the number of openings required, seats and tables.
Choose base and metal finish options: **An example: BM-4-BMT4-SX:** 4 Openings Beam, T leg, Sandex Finish (Beam and Base). Note: Beam and base finish are the same by default.
- 2) Choose the upholstered or wood chair models and/or tables with related options and fabric grade.
Some examples:
 - 1) **BDR-L-Mime Palm:** Desire Low Back seat, Mime Palm Fabric.
 - 2) **BGO-704:** Golf Seat, Mahogany Finish.
 - 3) **BCT-SX-CHL:** Corner Table, Sandex Finish, Charcoal Laminated Top.
Note: Table structure finish must be the same as the beam/base combination.
- 3) Choose arms and finish options: **An example: B66-SX:** 66 Arm, Sandex Finish.

Fill a line for each items **1) to 3)** as needed. Beam seating are shipped non assembled and are subjected to the same freight policy as other ADI products.

Specifications

Seat pitch: 23 1/2" (600 mm).

For seat sizes, fabrics and COM, please refer to the pages corresponding to the model numbers in the price book. Beam seating legs can be bolted into the ground. For additional information, please call Customer Service.



Code	Description	Grade:	C.O.M. fabric						
			A	B	C	D	E	F	G
BVI-L	Low Back Viva Seat		317	335	363	391	429	490	573
BVI-H	High Back Viva Seat		328	350	384	418	464	539	639
BTP-L	Low Back Top Seat		288	306	334	362	400	461	544
BTP-H	High Back Top Seat		304	326	360	394	440	515	615
BNX-L	Low Back Next Seat		315	334	364	394	435	501	589
BNX-H	High Back Next Seat		360	383	419	455	504	583	689
BDR-L	Low Back Desire Seat		321	339	367	395	433	494	577
BDR-H	High Back Desire Seat		364	386	420	454	500	575	675
BFX-L	Low Back Flex Seat		332	350	378	406	444	505	588
BFX-H	High back Flex Seat		375	397	431	465	511	586	686
BSA-L	Low Back Sensaflex Seat		347	365	393	421	459	520	603
BSA-H	High Back Sensaflex Seat		391	413	447	481	527	602	702
BTA-L	Low Back Tact Seat		411	420	434	448	467	498	539
BTA-H	High Back Tact Seat		431	440	454	468	487	518	559
BVO-L	Low Back Voil... Seat		537	546	560	574	593	624	665
BVO-H	High Back Voila Seat		558	567	581	595	614	645	686
BML-H	Malla Seat		421	431	447	463	485	520	567
BEV-H	Everest Seat 500lbs Cap., HD Beams Only		507	536	581	626	687	786	919



BCL	Clover Seat		173
BCM	Camelia Seat		195
BGO	Golf Seat		263
BPN	Penta Seat		205
BAV	Arriva Seat		244
BSE	Sense Seat		225



Code	Description	Grade:	C.O.M. fabric						
			A	B	C	D	E	F	G
BCA	Cat Seat		305	320	343	366	397	448	516
BZS	Zest Seat		336	345	359	373	392	423	464
BZU	Uphlstered Zest Seat		380	392	411	430	456	497	554

OPTIONS

Stain Finish Options (Seats CL,GO and CM)

	Code	List price
Maple (standard)	065	N/C
Honey Beech	755	\$37
Cherry	939	\$37
Mahogany	704	\$37

Walnut	813	\$37
Dark Walnut	950	\$37
Other Shell Finish (available on request)	AC	\$37
Upcharge for Customer Stain, per Order	ADS	\$300

beam seating

Tables and Arms



To order:

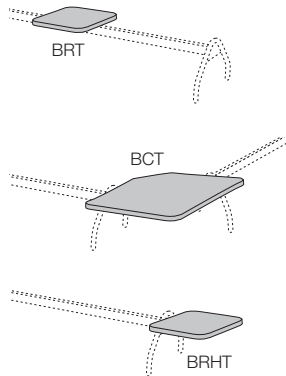
- 1) Select the beam according to the number of openings required, seats and tables.
Choose base and metal finish options: **An example: BM-4-BMT4-SX:** 4 Openings Beam, T leg, Sandex Finish (Beam and Base). Note: Beam and base finish are the same by default.
- 2) Choose the upholstered or wood chair models and/or tables with related options and fabric grade.
Some examples:
 - 1) **BDR-L-Mime Palm:** Desire Low Back seat, Mime Palm Fabric.
 - 2) **BGO-704:** Golf Seat, Mahogany Finish.
 - 3) **BCT-SX-CHL:** Corner Table, Sandex Finish, Charcoal Laminated Top.
Note: Table structure finish must be the same as the beam/base combination.
- 3) Choose arms and finish options: **An example: B66-SX:** 66 Arm, Sandex Finish.

Fill a line for each items **1) to 3)** as needed. Beam seating are shipped non assembled and are subjected to the same freight policy as other ADI products.

Specifications

Seat pitch: 23 1/2" (600 mm).

For seat sizes, fabrics and COM, please refer to the pages corresponding to the model numbers in the price book. Beam seating legs can be bolted into the ground. For additional information, please call Customer Service.



Tables

BRT	Table (19"x19"x1")	265
BCT	Corner table (30"x30"x1")	415
BRHT	Cantilever End Table (19"x19"x1")	265
B27	27 Arm, Pair	126
B30	30 Arm, Pair	116
B33	Left Flip Up Tablet Arm	215
B34	Right Flip Up Tablet Arm	215
B47	47 Arm, Pair	120
B50	50 Arm, Pair, Penta Only	20
B60	60 Arm, Pair	147
B66	66 Arm, Pair (except wood shells)	53
B66SH	66 Arm, Pair (for wood shells)	85
B70	70 Arm, Pair	116

OPTIONS

Laminate Options Table Tops

	Code	List price
Black Laminate Table Top	BLL	N/C
Charcoal Laminate Table Top	CHL	N/C

Other table laminates available upon request

Laminate Options Tablet Arm

	Code	List price
Black Laminate Tablet Arm	BLL	N/C

Other tablet arm laminates available upon request

Finish Options (Arms and Table Frames where Applicable)

	Code	List price
Black Sandex	SX	N/C
Chrome Paint	PA	\$20
Silver Grey	SG	N/C
Charcoal	CH	N/C
White Sandex	WS	N/C

Other finishes available upon request



ergo-med ic

To Order: Choose a back size and any options from left to right and then add the fabric name and color number. **An example: EC-H-4P-75-C-Theory Lime:** Ergo-med ic, High Back, 4 leg Base, Adjustable Back, Chrome Finish,



EC-E-4-75C-C



EC-E-2-75

Specifications

Steel construction and Suspension technique. 1½" medium-density foam on backrest. 1¾" high-density molded foam on seat. All components finished in black.

Backrest height and width:

High backrest (H):	20"H x 18"W (508 x 457mm)
Exec backrest (E):	28"H x 18"W (711 x 457mm)
Seat depth:	17" (432 mm)
Seat width:	19¼" (489 mm)



EC-H-2



EC-H-4

Code	Description	Grade:	C.O.M. fabric						
			A	B	C	D	E	F	G
EC-H-2	Cantilever Base on Glides		464	485	517	549	593	663	757
EC-H-4	4 Leg Base on Casters		464	485	517	549	593	663	757

23¾"W x 29"D x 36"H (603 x 737 x 914 mm) / C.O.M. fabric: 1.5 yd (1.35 m)



EC-E-2



EC-E-4

EC-E-2	Cantilever Base on Glides		564	588	625	662	712	793	903
EC-E-2P	Cantilever Base on Glides, Adjustable Backrest		674	698	735	772	822	903	1013
EC-E-4	4 Leg Base on Casters		564	588	625	662	712	793	903
EC-E-4P	4 Leg Base on Glides, Adjustable backrest		674	698	735	772	822	903	1013

23¾"W x 29"D x 44"H (603 x 737 x 1118 mm) / C.O.M. fabric: 1.8 yd (1.65 m)
Back adjustment: +2½"H (6.35 mm), front-to-back tilt: 15°



EC-O-2



EC-O-4

EC-O-2	Cantilever Base on Glides		245	257	276	295	321	362	419
EC-O-4	4 Leg Base on Casters		245	257	276	295	321	362	419

23¾"W x 29"D x 17¾"H (603 x 737 x 451 mm) / C.O.M. fabric: 0.7 yd (0.6 m)

OPTIONS

Fixed Arm Options

	Code	List price
Fixed Arms, Urethane Armrest	75	\$140
Chromed Fixed Arms, Urethane Armrest	75C	\$185

Back Options

	Code	List price
Black Vinyl Headrest	VH	\$35

Base/Casters Options

	Code	List price
Rear Braking Casters (2)	RBCA	\$25

Finish Options

	Code	List price
Chrome	C	\$60



www.adi-artdesign.com

ART DESIGN INTERNATIONAL 3450, 1st Street, St-Hubert (Quebec), Canada J3Y 8Y5
Tel.: (450) 926-1004 / (888) 926-1004 • Fax. : (450) 926-0013 / (888) 407-6435